

Portland State University

PDXScholar

2013 - 2017

Summer 7-20-2017

Belonging (Albuquerque)

Christine Wong Yap

Follow this and additional works at: https://pdxscholar.library.pdx.edu/artandsocialpractice_2013_2017

Let us know how access to this document benefits you.

Recommended Citation

Yap, Christine Wong, "Belonging (Albuquerque)" (2017). *2013 - 2017*. 1.
https://pdxscholar.library.pdx.edu/artandsocialpractice_2013_2017/1

This Book is brought to you for free and open access. It has been accepted for inclusion in 2013 - 2017 by an authorized administrator of PDXScholar. Please contact us if we can make this document more accessible:
pdxscholar@pdx.edu.



EYES THE COLOR OF STONES

LOS OJOS CON EL COLOR DE LAS PIEDRAS



Stroll along the river with a person or group of people.

Camina a lo largo al río con una persona o grupo de personas.

Look for stones that perfectly match the color of their eyes.

Busca para las piedras que partido perfectamente el color de sus ojos.



Tip: Don't go with people with too crazy of an eye color.

Típo: Escoge con personas que tener los ojos de color eso es bastante común.



ABQ IMPROV PROMPTS

belongingABQ.com #belongingABQ

Cut out the cards below. Separate and draw from two stacks:
location prompts (black cards) and character prompts (white cards).



an MMA gym	yoga studio	a carver of bultos
Balloon Fiesta	the Railyards	cumbia musician
Highland High School	a church fiesta	New York art collector
in an acequia	Pop N Taco	a lost Coachella fan
Zendo	Bugs Bunny	LA spa-goer
behind the El Paisa counter	Saul	radioactive road runner
Sandia Peak Tramway	Holly Holm	J. Robert Oppenheimer's ghost
Rattlesnake Museum after hours	Neil Patrick Harris	UFO conspiracist
Kimo Theater	a teller of dichos	little green man
Frontier Restaurant	a seller of nichos	micro-brewer
pottery studio	film nerd	grifter


Working Classroom

Vague Descriptions

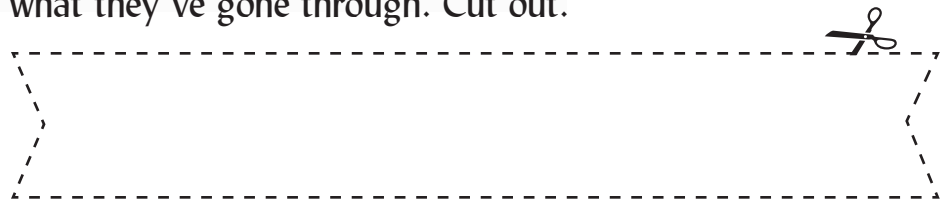
Steps

1. In a group of ppl, have one person out of the group be the "Describer" and have the rest be "Drawers".
2. The "Describer" will use descriptive words without using too much detail.
3. The "Drawers" will use the words as a frame to create drawings.
4. The outcome will be original drawings and show the different interpretations from the Vague Descriptions.

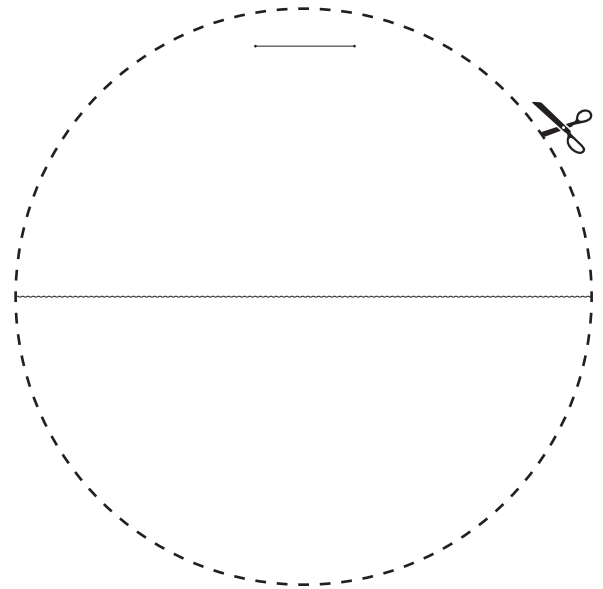
-Izaiah Ramos



1. Start a conversation with a random person that you bump into.
2. Interview them: ask questions and opinions. You have a limited time of 15 minutes.
3. On the small strip of paper below, write the person's story as a sentence or a word—anything that describes who they are or what they've gone through. Cut out.



4. Next, cut out the circle below, and place the strip of paper inside.
5. Fold the circle and staple it to close it as in the illustration below. Now you have a story cookie.
6. Place the story cookie anywhere at eye level—it could be on a door, car, or in a coffee place—so someone else may read the cookie.



We Belong Exquisite Corpse

PARTICIPANT #1

1. In the space at right, draw a **head and neck**. Feel free to draw anything in the extra space around the head.
2. Extend the neck lines just past the dotted line.
3. Fold the paper along the dotted lines.
4. Sign a nickname here: _____
5. With the next section facing up, **pass this on** (preferably to someone you don't know).

HEAD & NECK

PARTICIPANT #2

DON'T unfold! NO peeking!

1. In the space at right, draw a **torso and arms**, connecting to the neck lines at top. Feel free to draw anything in the extra space leftover.
2. Extend your lines just past the dotted line below.
3. Sign a nickname here: _____
4. With the next section facing up, **pass this on** (preferably to someone you don't know).

TORSO & ARMS

PARTICIPANT #3

DON'T unfold! NO peeking!

1. In the space at right, draw **legs and feet**, connecting to the lines at top. Draw anything else in the extra space leftover.
2. Sign a nickname here: _____
3. Then, unfold and take a **photo**. Post it with the hashtag **#belongingABQ**, or post it somewhere in the city.

LEGS & FEET

3 TREASURED HEART

Activity concept: Kelly Castro, Working Classroom intern Graphic design: Christine Wong Yap #belongingABQ belongingABQ.com

1. Make a Treasure Box.

Or,
hang a
drawer on
the wall,
like a mini
bookshelf.

Find a cool box, tin, or jar.
Decorate it to represent you.


2. Collect five items
from your home that are dear
to you. Or, find items that
represent someone
who is dear
to you.



3. Place these items in the
treasure box.

Optional: Write a note to remind yourself:
What does each item represent? Why did you include it?

4. Keep the
Treasure Box
somewhere safe.
Add to it over the years.



Later, reflect: How
have I grown or changed?
Did I reach a goal?
Do I have new hopes?

A FEW BIRDS OF THE RIO GRANDE

UNAS AVES DEL RIO GRANDE

CAN YOU IDENTIFY THEM?
¿PUEDES IDENTIFICARLOS?

CAN YOU SPOT THEM?
¿PUEDES ENCONTRARLOS?

RING-NECKED
PHEASANT

FAISÁN DE CUELLO ANILLADO

WOOD DUCK
PATO DE MADERA


ROADRUNNER
CORRECAMINOS

KESTRAL
CERNÍCALO

SNOWY
EGRET

GARZA
NEVADA

SANDHILL
CRANE
GRÚA DE
SANDHILL



Where do you feel
BELONGING?

This is one of many
places of belonging.

Find a map of all the
places – and the stories
behind them – at
BelongingABQ.com.