



# A Living Text: Rethinking Developmental Reading & Writing

Monique Babin, Carol Burnell,  
& Susan Pesznecker

Clackamas Community College

# The Story of Our OER

Once upon a time . . .



# Getting Started

## Exploring other OERs

Readings		
Outcomes	Readings	License
WRD090		
1. select and apply a variety of appropriate reading strategies to comprehend serious-popular level passages, monitor comprehension and apply remediation strategies as needed;	<ol style="list-style-type: none"> <li>1. Lumen Learning, English Comp II <a href="#">Research &amp; Critical Reading</a></li> <li>2. Lumen Learning, Developmental WR <a href="#">What Type of Learner Are You?</a></li> <li>3. Lumen Learning, Developmental WR <a href="#">Reading Critically</a></li> <li>4. Lumen Learning, Developmental WR <a href="#">Making Inferences</a></li> <li>5. Lumen Learning, Developmental WR <a href="#">Propaganda</a></li> <li>6. Lumen Learning, Developmental WR <a href="#">Making Connections</a></li> <li>7. Saylor Academy, Pre-College ENG <a href="#">Active Reading</a></li> <li>8. Saylor Academy, Pre-College ENG <a href="#">The Main Idea</a></li> <li>9. Saylor Academy, Pre-College ENG <a href="#">Making Inferences</a></li> <li>10. Saylor Academy, Pre-College ENG <a href="#">Reading to Write - Reading and Writing as Complementary Activities</a></li> </ol>	<ol style="list-style-type: none"> <li>1. CC BY-NC-SA: Attribution-NonCommercial-ShareAlike</li> <li>2. CC BY-NC: Attribution-NonCommercial</li> <li>3. CC BY: Attribution</li> <li>4. CC BY: Attribution</li> <li>5. CC BY-SA: Attribution-ShareAlike</li> <li>6. CC BY-NC-SA: Attribution-NonCommercial-ShareAlike</li> <li>7. CC BY: Attribution</li> <li>8. CC BY: Attribution</li> <li>9. CC BY: Attribution</li> <li>10. CC BY: Attribution</li> <li>11. CC BY-NC-ND: Attribution-NonCommercial-NoDerivatives</li> <li>12. CC BY-NC-ND: Attribution-NonCommercial-NoDerivatives</li> </ol>


# Getting Started

- Making content decisions
  - Borrowing
  - Remixing
  - Authoring
- Deciding on topics
- Selecting a document sharing system
- Assigning topics and tasks



# Co-authoring & Revision

- Setting up a timeline: goals, deadlines, and dinners
- Developing individual writing processes
- Creating ways to share and support (and revise!)
- Collaboration and inspiration and a bit of [gentle] nagging



# Review Process

- Internal Review
- External Review
  - Gave guidelines for feedback
  - Included English, ESL, and Skills faculty
- Timeline
- Meetings
- Editing



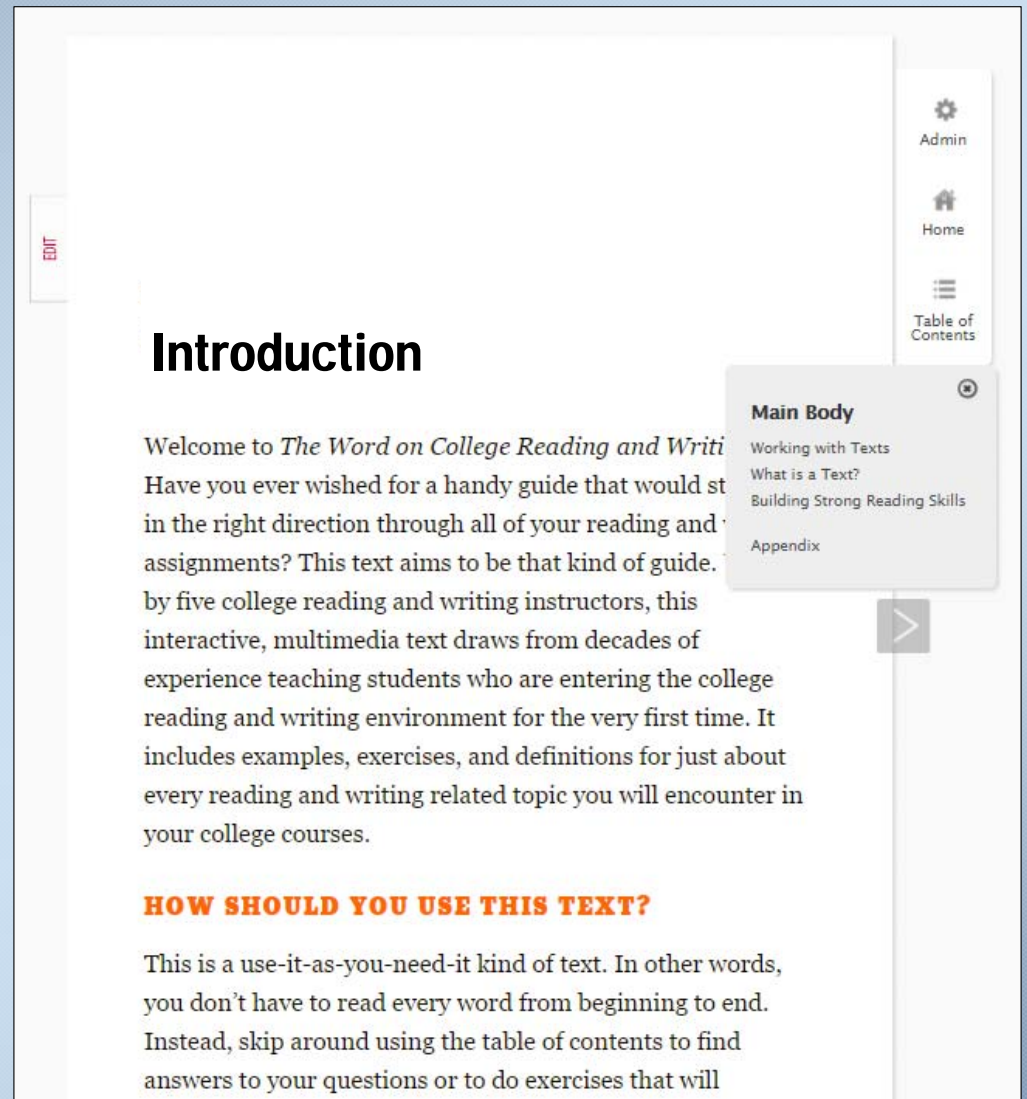
# Publication Options

- Web
- WordPress
- OpenStax (CNX)
- Pressbooks



# PressBooks

- Built on a WordPress platform
- MOBI, EPUB, and PDF formats
- Multimedia
- Expandable table of contents on every page
- No need to worry about domain
- Ability to link to specific content



The screenshot displays a page from a PressBooks site. On the left, there is a vertical 'EDIT' button. The main content area features a large heading 'Introduction' followed by a paragraph of text. To the right, a vertical sidebar contains navigation links: 'Admin' (gear icon), 'Home' (house icon), and 'Table of Contents' (list icon). A 'Main Body' overlay is positioned over the text, listing the following sections: 'Working with Texts', 'What is a Text?', 'Building Strong Reading Skills', and 'Appendix'. A right-pointing arrow is located below the overlay.

**EDIT**

## Introduction

Welcome to *The Word on College Reading and Writing*. Have you ever wished for a handy guide that would steer you in the right direction through all of your reading and writing assignments? This text aims to be that kind of guide. Written by five college reading and writing instructors, this interactive, multimedia text draws from decades of experience teaching students who are entering the college reading and writing environment for the very first time. It includes examples, exercises, and definitions for just about every reading and writing related topic you will encounter in your college courses.

### HOW SHOULD YOU USE THIS TEXT?

This is a use-it-as-you-need-it kind of text. In other words, you don't have to read every word from beginning to end. Instead, skip around using the table of contents to find answers to your questions or to do exercises that will

**Admin**

**Home**

**Table of Contents**

**Main Body**

- Working with Texts
- What is a Text?
- Building Strong Reading Skills
- Appendix



# Launch & Evaluation

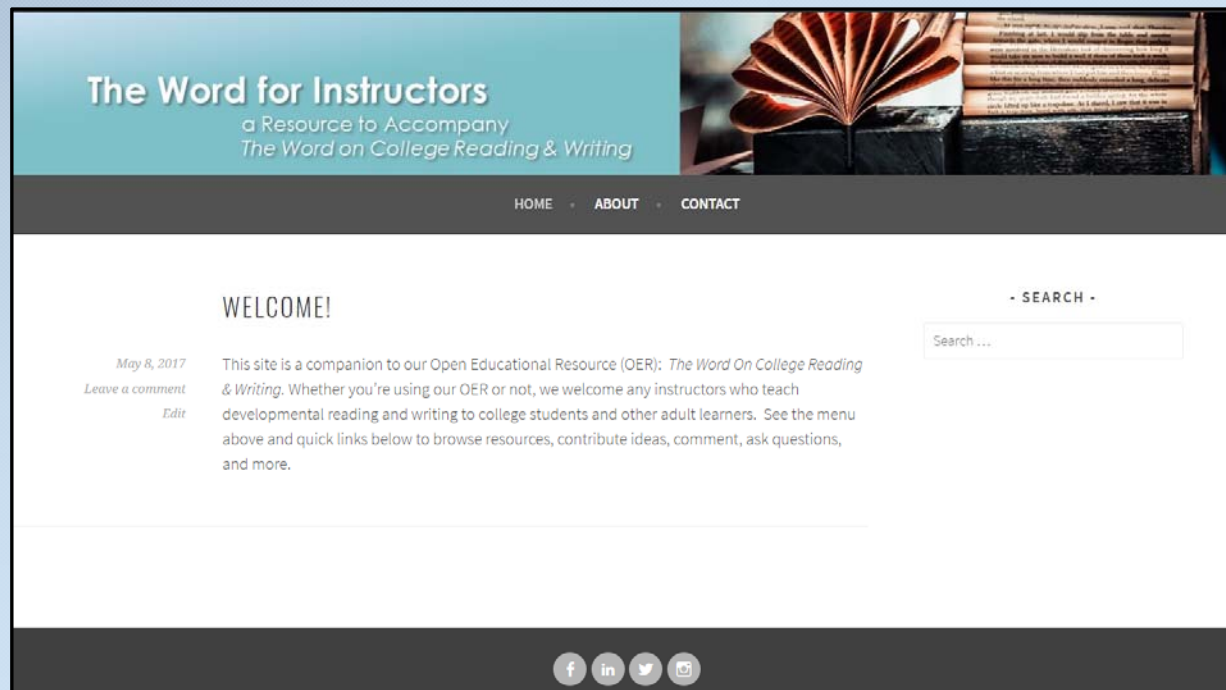
- Launching our OER
  - Fall 2017 roll-out
  - Required for course in English dept.
  - Optional for course in Skills dept.
- Finding out how it's working
  - Input from faculty and students at end of Fall 2017
  - Ongoing evaluation on yearly basis
  - Updates annually, between terms



# Some Resources to Share

Please check out our Wordpress site at

[www.theword4instructors.wordpress.com](http://www.theword4instructors.wordpress.com)



Any questions?

