

WHO VOTES FOR MAYOR?

Miami



Voter turnout is shockingly low in elections for mayor and other local officials across the United States. For the most recent round of mayoral elections in America's 30 largest cities, turnout of eligible citizens in 15 of them was less than 20%.

Turnout in Miami's November 5, 2013 mayoral election was lower than in many cities, with less than one-eighth of the city's eligible citizens casting a ballot. Miami neighborhoods where voter turnout exceeded the city average had a higher share of residents 65 years and older; a lower share of racial/ethnic minorities; and a higher percentage of owner-occupied homes.

VOTER TURNOUT RANKING

24th

Miami ranked 24th for voter turnout among the 30 largest cities, with 12% of eligible citizens casting a ballot.

MIAMI RESIDENTS LIVING IN VOTING DESERTS

9.7%

In Miami, 9.7% of residents lived in "voting deserts," areas where turnout was half (or less) than the citywide average. Seventeen cities had a lower rate of voting deserts than Miami.

AGE GAP

23 yrs.

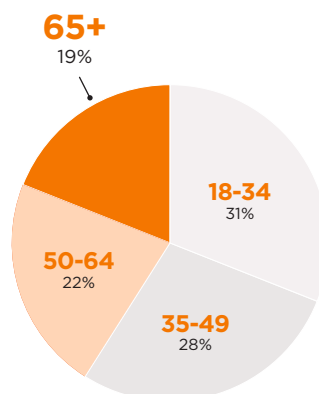
The median age of those who voted in Miami was 68 while the median age of Miami's adult population was 45. This "age gap" of 23 years ranks Miami 27th. The top city has the lowest age gap.

OLDER VOTERS HAVE MORE ELECTORAL CLOUT

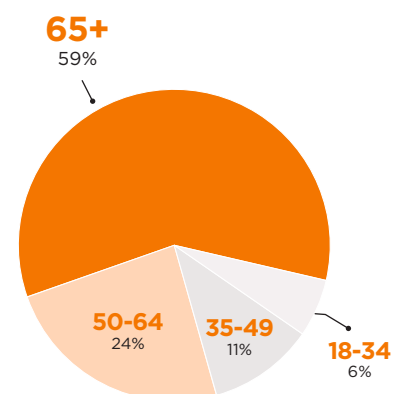
22x

A Miami resident over the age of 65 is 22 times more likely to cast a ballot than a younger resident between the ages of 18 and 34, giving older voters much more "electoral clout."

PERCENTAGE OF VOTING AGE RESIDENTS BY AGE People who can vote



PERCENTAGE OF VOTERS IN LAST ELECTION BY AGE People who do vote

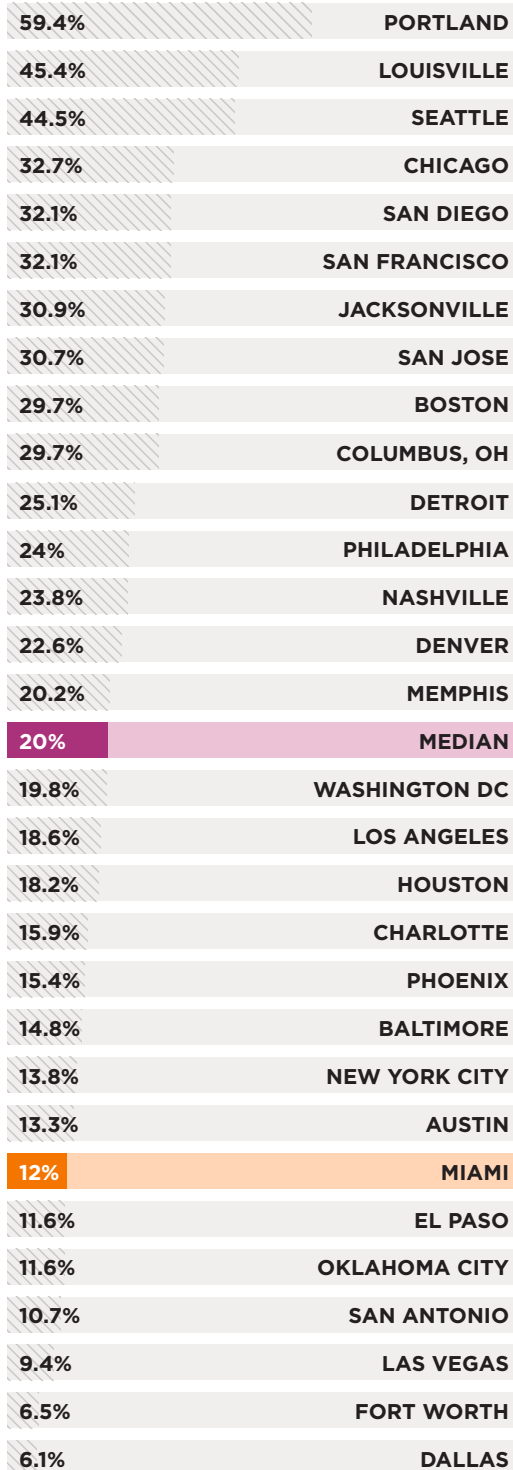


All data refer to each city's "determinative" mayoral election, which in most cases was either its only contest, or the second round or "run-off" election. However, in several cities (e.g. Baltimore, Philadelphia, New York City) the dominant party primary election was considered determinative.




Who's voting in local elections in Miami?

TURNOUT OF ELIGIBLE VOTERS IN MOST RECENT MAYORAL ELECTION: 30 LARGEST CITIES



Only 12% of eligible citizens voted in the last election



MEDIAN AGE OF VOTERS IN LAST ELECTION VS. ADULT POPULATION: MIAMI

Voters

68_{yrs.}

Adult Population

45_{yrs.}

MEDIAN AGE OF VOTERS IN LAST ELECTION VS. ADULT POPULATION: 30 LARGEST U.S. CITIES

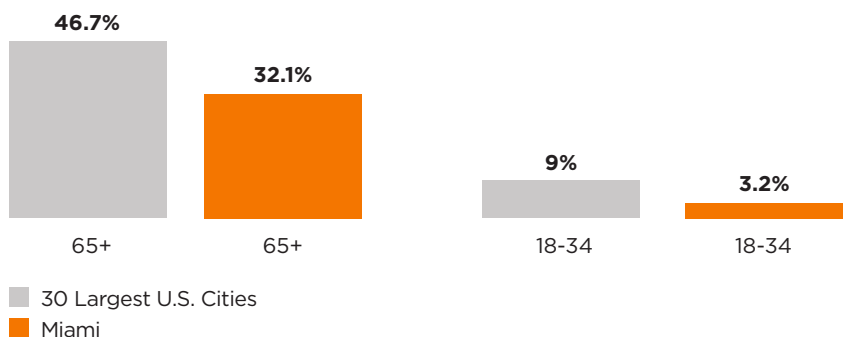
Voters

57_{yrs.}

Adult Population

42_{yrs.}

TURNOUT OF REGISTERED VOTERS BY AGE GROUP



NOTE: Caution should be used in making city-to-city comparisons of registered voter turnout since cities vary widely in how frequently they update voter registration rolls.

Explore the data: Visit whovotesformayor.org for an in-depth look at who's voting in local elections in Miami and other cities around the country, including maps comparing voter turnout with factors like age, race, and education.