

WHO VOTES FOR MAYOR?

New York City



Voter turnout is shockingly low in elections for mayor and other local officials across the United States. For the most recent round of mayoral elections in America's 30 largest cities, turnout of eligible citizens in 15 of them was less than 20%.

Turnout in New York City's September 10, 2013 mayoral election was lower than in many cities, with about one-eighth of the city's eligible citizens casting a ballot. New York neighborhoods where voter turnout exceeded the city average had a higher share of residents 65 years and older; an equal share of racial/ethnic minorities; and a higher percentage of owner-occupied homes.

VOTER TURNOUT RANKING

22nd

New York City ranked 22nd for voter turnout among the 30 largest cities, with 13.8% of eligible citizens casting a ballot.

NEW YORK CITY RESIDENTS LIVING IN VOTING DESERTS

7.6%

In New York City, 7.6% of residents lived in "voting deserts," areas where turnout was half (or less) than the citywide average. Fourteen cities had a lower rate of voting deserts than New York City.

AGE GAP

14^{yrs.}

The median age of those who voted in New York City was 57 while the median age of New York City's adult population was 43. This "age gap" of 14 years ranks New York City 12th. The top city has the lowest age gap.

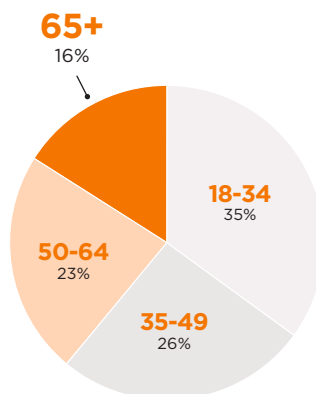
OLDER VOTERS HAVE MORE ELECTORAL CLOUT

7x

A New York City resident over the age of 65 is seven times more likely to cast a ballot than a younger resident between the ages of 18 and 34, giving older voters much more "electoral clout."

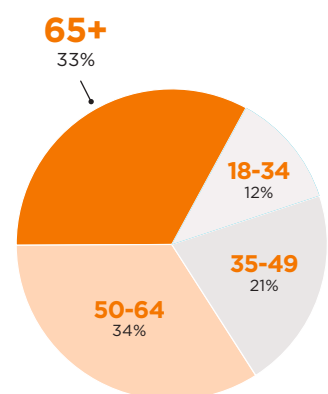
PERCENTAGE OF VOTING AGE RESIDENTS BY AGE

People who can vote



PERCENTAGE OF VOTERS IN LAST ELECTION BY AGE

People who do vote

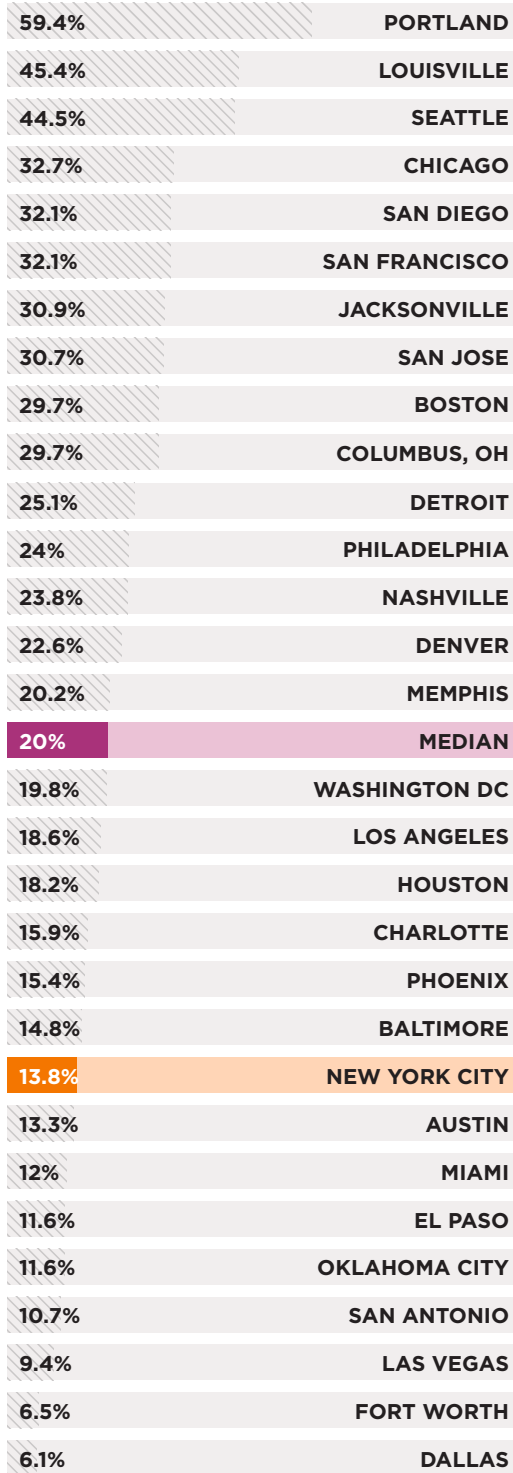


All data refer to each city's "determinative" mayoral election, which in most cases was either its only contest, or the second round or "run-off" election. However, in several cities (e.g. Baltimore, Philadelphia, New York City) the dominant party primary election was considered determinative.




Who's voting in local elections in New York City?

TURNOUT OF ELIGIBLE VOTERS IN MOST RECENT MAYORAL ELECTION: 30 LARGEST CITIES



Only 13.8% of eligible citizens voted in the last election



MEDIAN AGE OF VOTERS IN LAST ELECTION VS. ADULT POPULATION: NEW YORK CITY

Voters

57 yrs.

Adult Population

43 yrs.

MEDIAN AGE OF VOTERS IN LAST ELECTION VS. ADULT POPULATION: 30 LARGEST U.S. CITIES

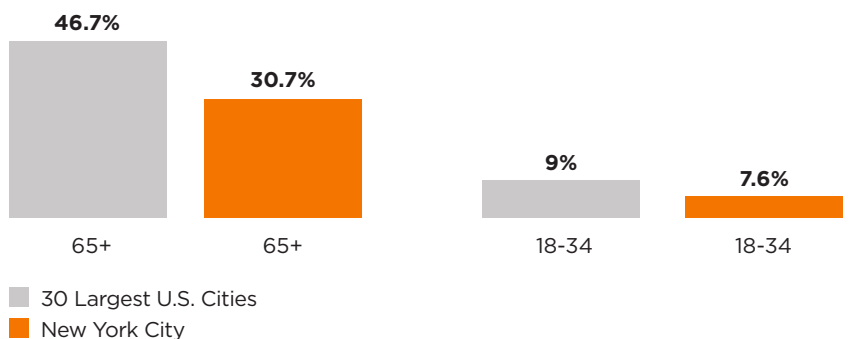
Voters

57 yrs.

Adult Population

42 yrs.

TURNOUT OF REGISTERED VOTERS BY AGE GROUP



NOTE: Caution should be used in making city-to-city comparisons of registered voter turnout since cities vary widely in how frequently they update voter registration rolls.

Explore the data: Visit whovotesformayor.org for an in-depth look at who's voting in local elections in New York City and other cities around the country, including maps comparing voter turnout with factors like age, race, and education.