

WHO VOTES FOR MAYOR?

Portland



Voter turnout is shockingly low in elections for mayor and other local officials across the United States. For the most recent round of mayoral elections in America's 30 largest cities, turnout of eligible citizens in 15 of them was less than 20%.

Turnout in Portland's November 6, 2012 mayoral election was the highest of the 30 largest cities, with nearly 60% of eligible citizens casting a ballot. Portland neighborhoods where voter turnout exceeded the city average had a higher share of residents 65 years and older; a lower share of racial/ethnic minorities; and a higher percentage of owner-occupied homes.

VOTER TURNOUT RANKING

1st

Portland ranked first for voter turnout among the 30 largest cities, with 59.4% of eligible citizens casting a ballot.

PORTLAND RESIDENTS LIVING IN VOTING DESERTS

0.3%

Only 0.3% of Portland residents lived in "voting deserts," areas where turnout was half (or less) than the citywide average. No cities had a lower rate of voting deserts than Portland.

AGE GAP

4_{yrs.}

The median age of those who voted in Portland was 46 while the median age of Portland's adult population was 42. This "age gap" of four years was lower than the other cities and ranks Portland first.

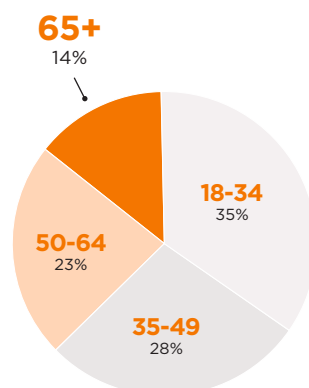
OLDER VOTERS HAVE MORE ELECTORAL CLOUT

3x

A Portland resident over the age of 65 is three times more likely to cast a ballot than a younger resident between the ages of 18 and 34, giving older voters much more "electoral clout."

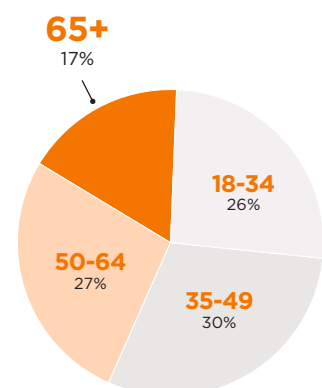
PERCENTAGE OF VOTING AGE RESIDENTS BY AGE

People who can vote



PERCENTAGE OF VOTERS IN LAST ELECTION BY AGE

People who do vote

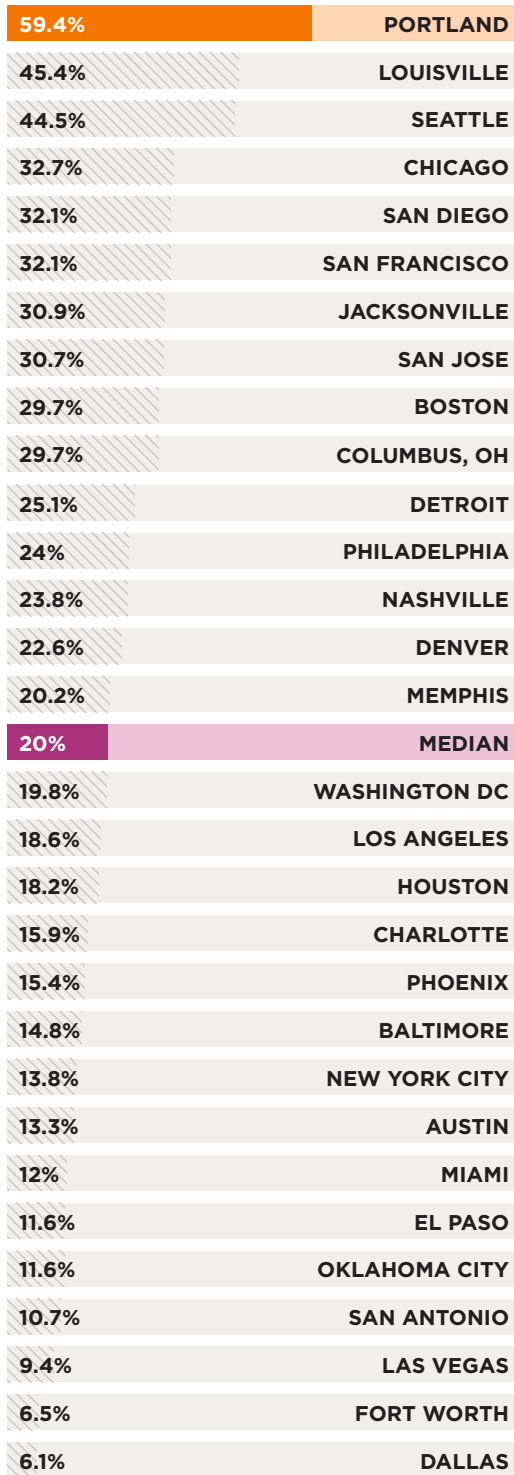


All data refer to each city's "determinative" mayoral election, which in most cases was either its only contest, or the second round or "run-off" election. However, in several cities (e.g. Baltimore, Philadelphia, New York City) the dominant party primary election was considered determinative.




Who's voting in local elections in Portland?

TURNOUT OF ELIGIBLE VOTERS IN MOST RECENT MAYORAL ELECTION: 30 LARGEST CITIES



Only 59.4% of eligible citizens voted in the last election



MEDIAN AGE OF VOTERS IN LAST ELECTION VS. ADULT POPULATION: PORTLAND

Voters

46 yrs.

Adult Population

42 yrs.

MEDIAN AGE OF VOTERS IN LAST ELECTION VS. ADULT POPULATION: 30 LARGEST U.S. CITIES

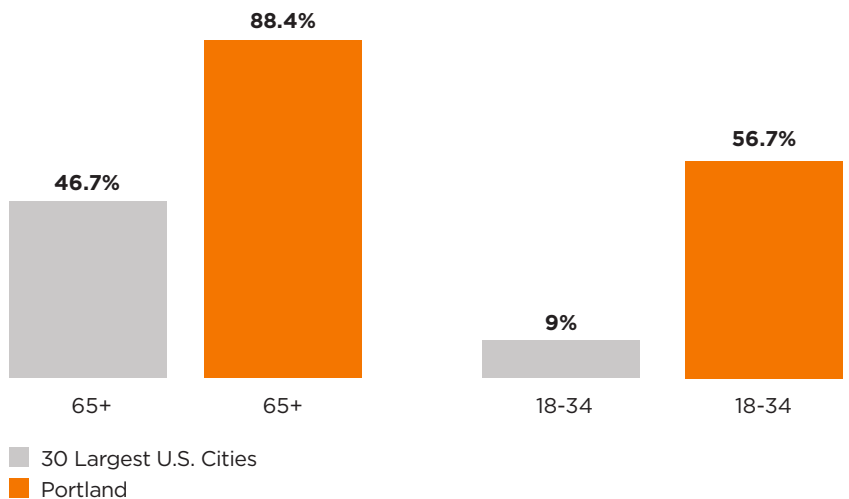
Voters

57 yrs.

Adult Population

42 yrs.

TURNOUT OF REGISTERED VOTERS BY AGE GROUP



NOTE: Caution should be used in making city-to-city comparisons of registered voter turnout since cities vary widely in how frequently they update voter registration rolls.

Explore the data: Visit whovotesformayor.org for an in-depth look at who's voting in local elections in Portland and other cities around the country, including maps comparing voter turnout with factors like age, race, and education.