

WHO VOTES FOR MAYOR?

San Jose



Voter turnout is shockingly low in elections for mayor and other local officials across the United States. For the most recent round of mayoral elections in America's 30 largest cities, turnout of eligible citizens in 15 of them was less than 20%.

Though turnout in San Jose's November 4, 2014 mayoral election was higher than in many cities, less than one-third of the city's eligible citizens cast a ballot. San Jose neighborhoods where voter turnout exceeded the city average had a higher share of residents 65 years and older; a lower share of racial/ethnic minorities; and a higher percentage of owner-occupied homes.

VOTER TURNOUT

8th

San Jose ranked 8th for voter turnout among the 30 largest cities, with 30.7% of eligible citizens casting a ballot.

SAN JOSE RESIDENTS LIVING IN VOTING DESERTS

1.4%

Only 1.4% of San Jose residents lived in "voting deserts," areas where turnout was half (or less) than the citywide average. Just one city had a lower rate of voting deserts than San Jose.

AGE GAP

11 yrs.

The median age of those who voted in San Jose was 55 while the median age of San Jose's adult population was 44. This "age gap" of 11 years ranks San Jose 6th. The top city has the lowest age gap.

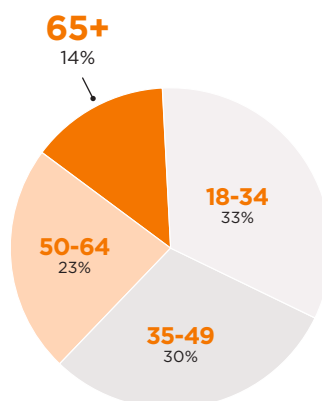
OLDER VOTERS HAVE MORE ELECTORAL CLOUT

9x

A registered voter over the age of 65 in San Jose is nine times more likely to cast a ballot than a younger registered voter between the ages of 18 and 34, giving older voters much more "electoral clout."

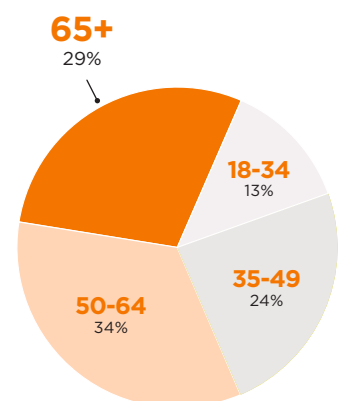
PERCENTAGE OF VOTING AGE RESIDENTS BY AGE

People who can vote



PERCENTAGE OF VOTERS IN LAST ELECTION BY AGE

People who do vote

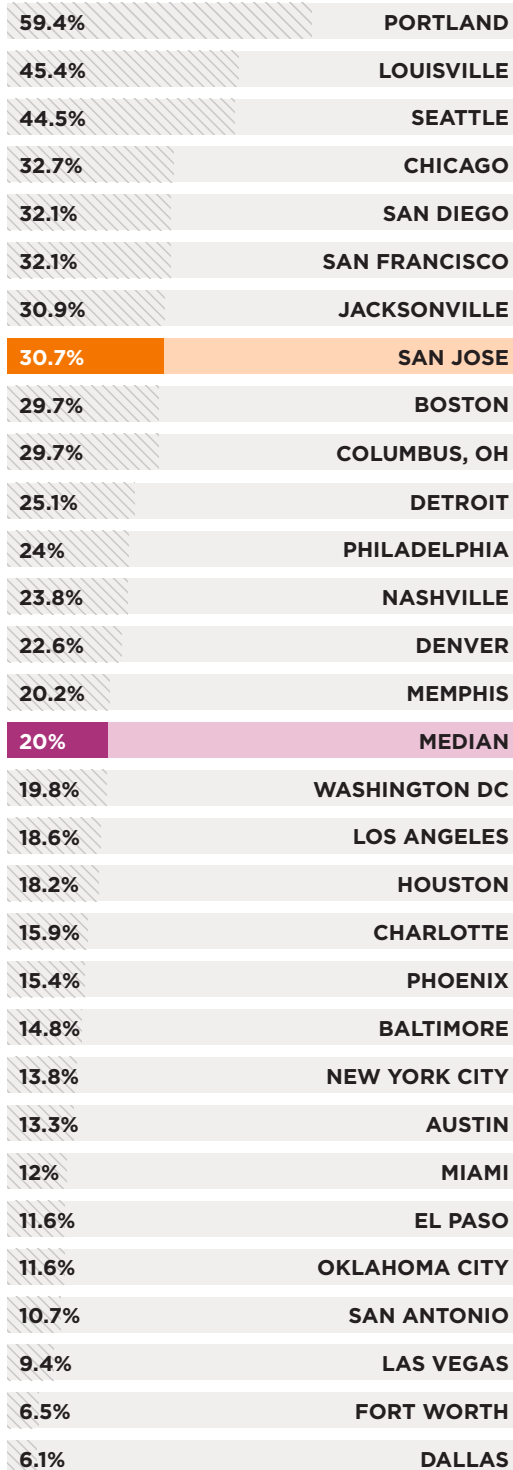


All data refer to each city's "determinative" mayoral election, which in most cases was either its only contest, or the second round or "run-off" election. However, in several cities (e.g. Baltimore, Philadelphia, New York City) the dominant party primary election was considered determinative.




Who's voting in local elections in San Jose?

TURNOUT OF ELIGIBLE VOTERS IN MOST RECENT MAYORAL ELECTION: 30 LARGEST CITIES



Only 30.7% of eligible citizens voted in the last election



MEDIAN AGE OF VOTERS IN LAST ELECTION VS. ADULT POPULATION: SAN JOSE

Voters

55 yrs.

Adult Population

44 yrs.

MEDIAN AGE OF VOTERS IN LAST ELECTION VS. ADULT POPULATION: 30 LARGEST U.S. CITIES

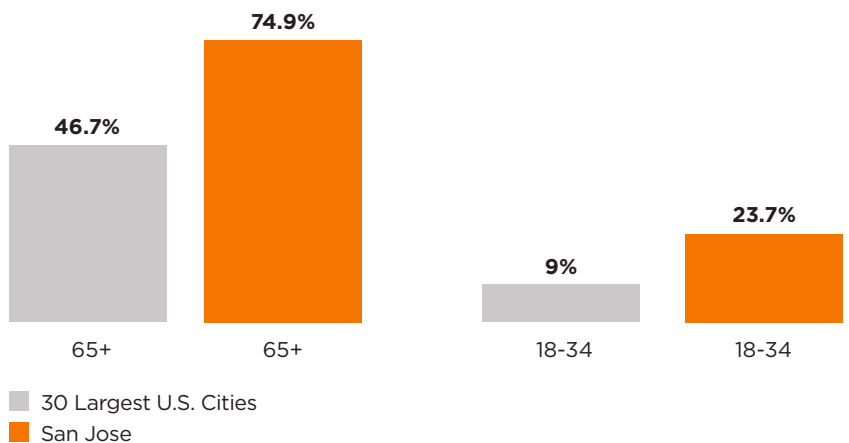
Voters

57 yrs.

Adult Population

42 yrs.

TURNOUT OF REGISTERED VOTERS BY AGE GROUP



NOTE: Caution should be used in making city-to-city comparisons of registered voter turnout since cities vary widely in how frequently they update voter registration rolls.

Explore the data: Visit whovotesformayor.org for an in-depth look at who's voting in local elections in San Jose and other cities around the country, including maps comparing voter turnout with factors like age, race, and education.