

WHO VOTES FOR MAYOR?

St. Paul



Voter turnout is shockingly low in elections for mayor and other local officials across the United States. For the most recent round of mayoral elections in America's 30 largest cities, turnout of eligible citizens in 15 of them was less than 20%.

Turnout in St. Paul, Minnesota's November 5, 2013 mayoral election was lower than in many cities, with just over 15% of the city's eligible citizens casting a ballot. St. Paul neighborhoods where voter turnout exceeded the city average had a higher share of residents 65 years and older; a lower share of racial/ethnic minorities; and a higher percentage of owner-occupied homes.

VOTER TURNOUT

15.5%

In St. Paul, just 15.5% of eligible citizens cast a ballot in the most recent mayoral election.

ST. PAUL RESIDENTS LIVING IN VOTING DESERTS

8.5%

In St. Paul, 8.5% of residents lived in "voting deserts," areas where turnout was half (or less) than the citywide average.

AGE GAP

14.7 yrs.

The median age of those who voted in St. Paul was 55 while the median age of St. Paul's adult population was 43. This gives St. Paul an "age gap" of 14.7 years.

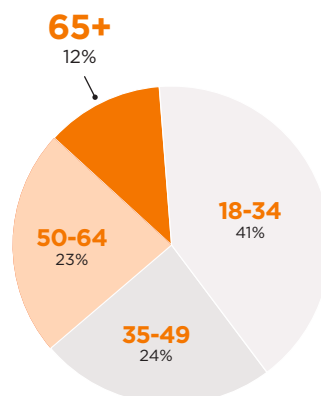
OLDER VOTERS HAVE MORE ELECTORAL CLOUT

9x

A registered voter over the age of 65 in St. Paul is nine times more likely to cast a ballot than a younger registered voter between the ages of 18 and 34, giving older voters much more "electoral clout."

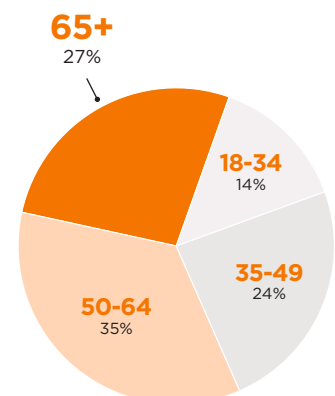
PERCENTAGE OF VOTING AGE RESIDENTS BY AGE

People who can vote



PERCENTAGE OF VOTERS IN LAST ELECTION BY AGE


People who do vote





Who's voting in local elections in St. Paul?

Only 15.5% of eligible citizens voted in the last election



MEDIAN AGE OF VOTERS IN LAST ELECTION VS. ADULT POPULATION: ST. PAUL

Voters

Adult Population

55 yrs.

43 yrs.

MEDIAN AGE OF VOTERS IN LAST ELECTION VS. ADULT POPULATION: 30 LARGEST U.S. CITIES

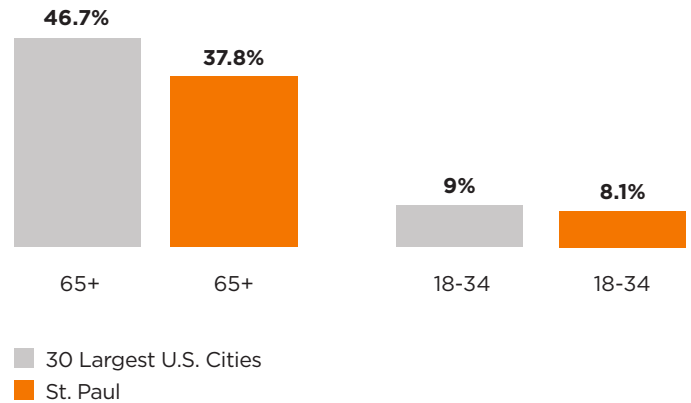
Voters

Adult Population

57 yrs.

42 yrs.

TURNOUT OF REGISTERED VOTERS BY AGE GROUP



NOTE: Caution should be used in making city-to-city comparisons of registered voter turnout since cities vary widely in how frequently they update voter registration rolls.

Explore the data: Visit whovotesformayor.org for an in-depth look at who's voting in local elections in St. Paul and other cities around the country, including maps comparing voter turnout with factors like age, race, and education.