

**SPR-821: DEVELOP NEW METHODS TO USE ODOT WEIGH-IN-MOTION DATA FOR PREDICTING FREIGHT
FLOW AND/OR COMMODITY PATTERNS**

Quality Control Visual Assessment: Noon- and Midnight-Hour Volume Comparison Plots

by

Avinash Unnikrishnan, Associate Professor
Miguel Figliozi, Professor
Jason C. Anderson, Research Associate
Portland State University

and

Sal Hernandez, Associate Professor
Oregon State University

for

Oregon Department of Transportation
Research Section
555 13th Street NE, Suite 1
Salem OR 97301

and

Federal Highway Administration
1200 New Jersey Avenue SE
Washington, DC 20590

Ashland, Northbound (I-5)



Ashland, Northbound (I-5)



Ashland, Northbound (I-5)



Ashland, Northbound (I-5)



Ashland, Northbound (I-5)



Ashland, Northbound (I-5)



Ashland, Northbound (I-5)



Ashland, Northbound (I-5)



Ashland, Northbound (I-5)



Ashland, Northbound (I-5)



Ashland, Northbound (I-5)



Ashland, Northbound (I-5)



Ashland, Northbound (I-5)



Ashland, Northbound (I-5)



Ashland, Northbound (I-5)



Ashland, Northbound (I-5)



Ashland, Northbound (I-5)



Ashland, Northbound (I-5)



Ashland, Northbound (I-5)



Ashland, Northbound (I-5)



Ashland, Northbound (I-5)



Ashland, Northbound (I-5)



Ashland, Northbound (I-5)



Ashland, Northbound (I-5)



Ashland, Northbound (I-5)



Ashland, Northbound (I-5)



Ashland, Northbound (I-5)



Ashland, Northbound (I-5)



Ashland, Northbound (I-5)



Ashland, Northbound (I-5)



Ashland, Northbound (I-5)



Ashland, Northbound (I-5)



Ashland, Northbound (I-5)



Ashland, Northbound (I-5)



Ashland, Northbound (I-5)



Ashland, Northbound (I-5)



Ashland, Northbound (I-5)



Ashland, Northbound (I-5)



Ashland, Northbound (I-5)



Ashland, Northbound (I-5)



Ashland, Northbound (I-5)



Ashland, Northbound (I-5)



Ashland, Northbound (I-5)



Ashland, Northbound (I-5)



Ashland, Northbound (I-5)



Ashland, Northbound (I-5)



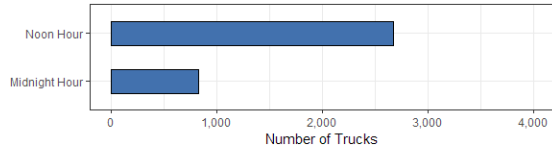
Ashland, Northbound (I-5)



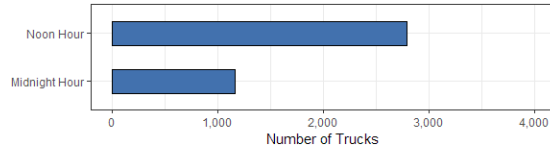
Ashland, Northbound (I-5)



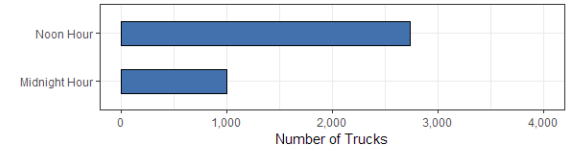
Comparison of ODOT Class 11 Volumes in January, 2015
Ashland, Southbound (I-5)



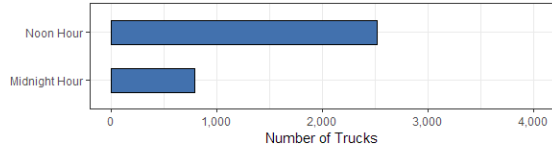
Comparison of ODOT Class 11 Volumes in May, 2015
Ashland, Southbound (I-5)



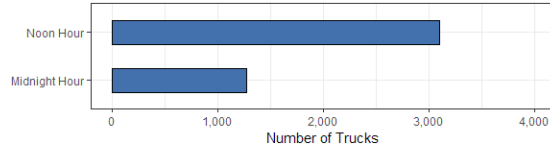
Comparison of ODOT Class 11 Volumes in September, 2015
Ashland, Southbound (I-5)



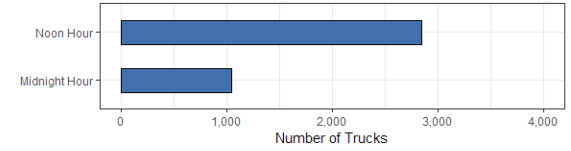
Comparison of ODOT Class 11 Volumes in February, 2015
Ashland, Southbound (I-5)



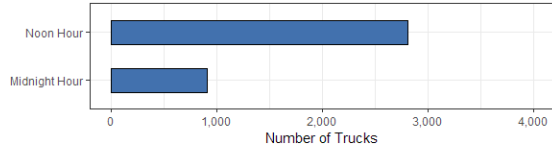
Comparison of ODOT Class 11 Volumes in June, 2015
Ashland, Southbound (I-5)



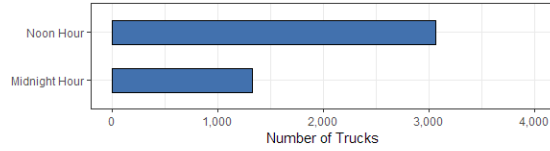
Comparison of ODOT Class 11 Volumes in October, 2015
Ashland, Southbound (I-5)



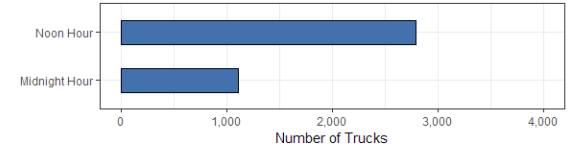
Comparison of ODOT Class 11 Volumes in March, 2015
Ashland, Southbound (I-5)



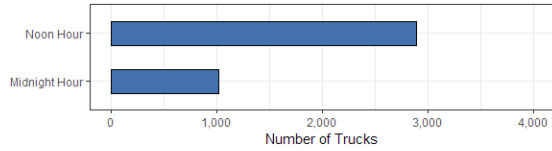
Comparison of ODOT Class 11 Volumes in July, 2015
Ashland, Southbound (I-5)



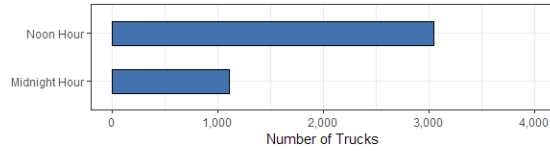
Comparison of ODOT Class 11 Volumes in November, 2015
Ashland, Southbound (I-5)



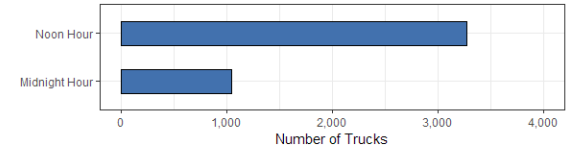
Comparison of ODOT Class 11 Volumes in April, 2015
Ashland, Southbound (I-5)



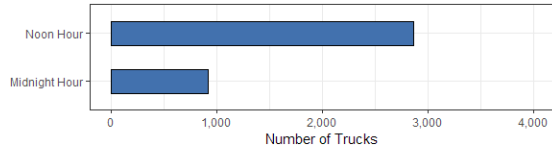
Comparison of ODOT Class 11 Volumes in August, 2015
Ashland, Southbound (I-5)



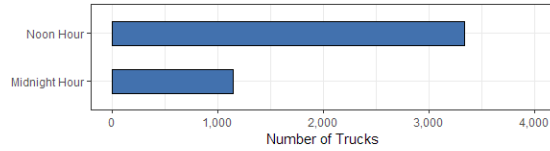
Comparison of ODOT Class 11 Volumes in December, 2015
Ashland, Southbound (I-5)



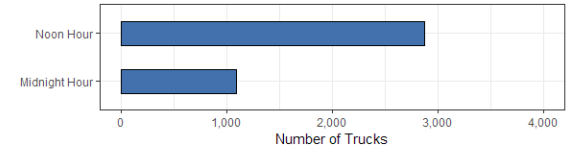
Comparison of ODOT Class 11 Volumes in January, 2016
Ashland, Southbound (I-5)



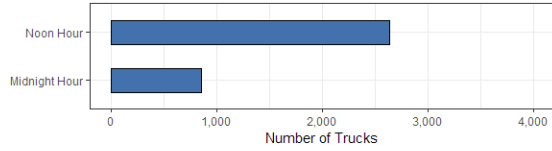
Comparison of ODOT Class 11 Volumes in May, 2016
Ashland, Southbound (I-5)



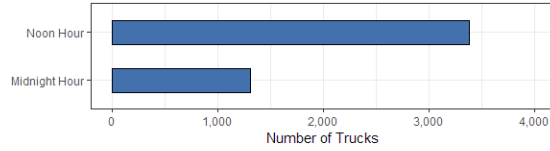
Comparison of ODOT Class 11 Volumes in September, 2016
Ashland, Southbound (I-5)



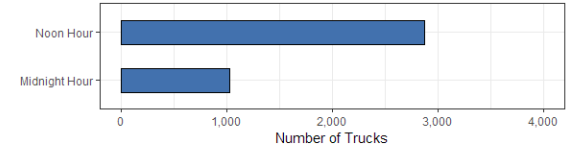
Comparison of ODOT Class 11 Volumes in February, 2016
Ashland, Southbound (I-5)



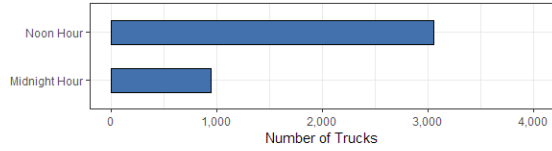
Comparison of ODOT Class 11 Volumes in June, 2016
Ashland, Southbound (I-5)



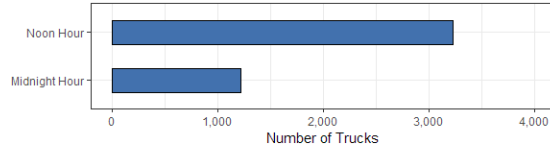
Comparison of ODOT Class 11 Volumes in October, 2016
Ashland, Southbound (I-5)



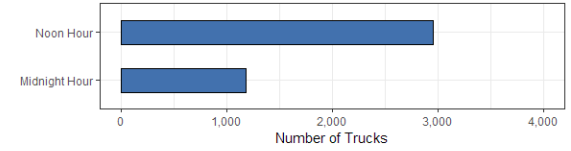
Comparison of ODOT Class 11 Volumes in March, 2016
Ashland, Southbound (I-5)



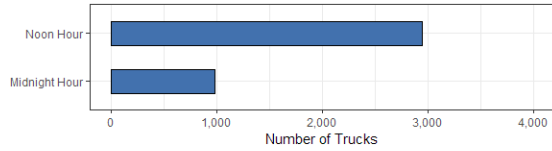
Comparison of ODOT Class 11 Volumes in July, 2016
Ashland, Southbound (I-5)



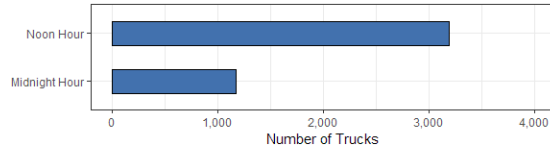
Comparison of ODOT Class 11 Volumes in November, 2016
Ashland, Southbound (I-5)



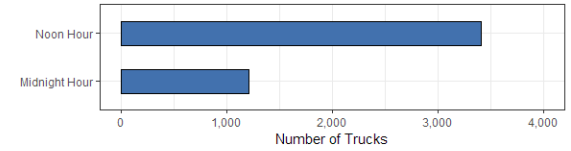
Comparison of ODOT Class 11 Volumes in April, 2016
Ashland, Southbound (I-5)



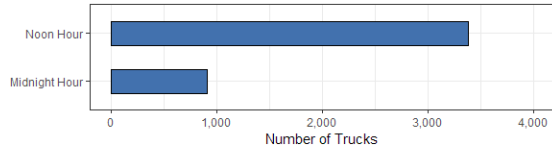
Comparison of ODOT Class 11 Volumes in August, 2016
Ashland, Southbound (I-5)



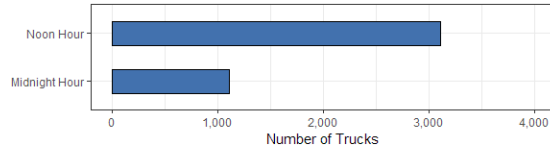
Comparison of ODOT Class 11 Volumes in December, 2016
Ashland, Southbound (I-5)



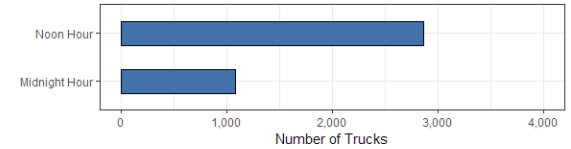
Comparison of ODOT Class 11 Volumes in January, 2017
Ashland, Southbound (I-5)



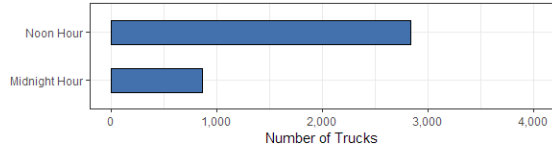
Comparison of ODOT Class 11 Volumes in May, 2017
Ashland, Southbound (I-5)



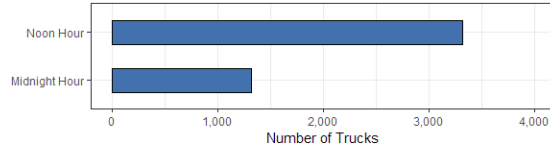
Comparison of ODOT Class 11 Volumes in September, 2017
Ashland, Southbound (I-5)



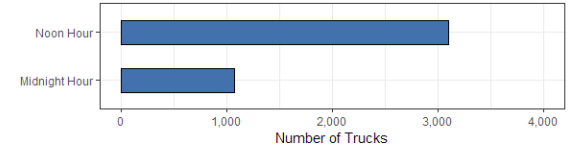
Comparison of ODOT Class 11 Volumes in February, 2017
Ashland, Southbound (I-5)



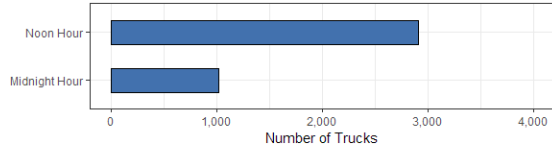
Comparison of ODOT Class 11 Volumes in June, 2017
Ashland, Southbound (I-5)



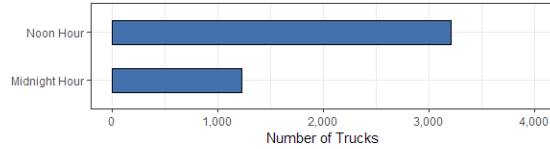
Comparison of ODOT Class 11 Volumes in October, 2017
Ashland, Southbound (I-5)



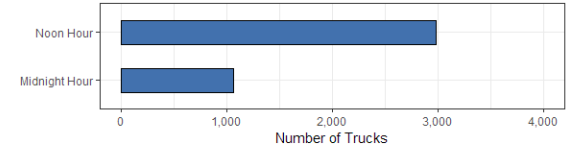
Comparison of ODOT Class 11 Volumes in March, 2017
Ashland, Southbound (I-5)



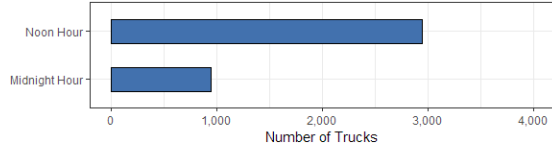
Comparison of ODOT Class 11 Volumes in July, 2017
Ashland, Southbound (I-5)



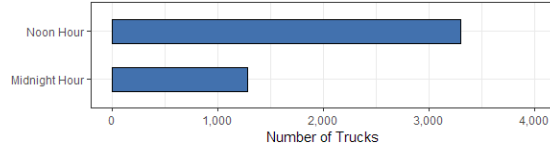
Comparison of ODOT Class 11 Volumes in November, 2017
Ashland, Southbound (I-5)



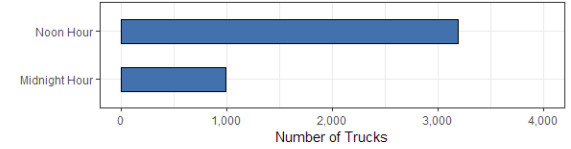
Comparison of ODOT Class 11 Volumes in April, 2017
Ashland, Southbound (I-5)



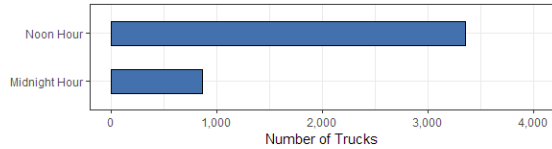
Comparison of ODOT Class 11 Volumes in August, 2017
Ashland, Southbound (I-5)



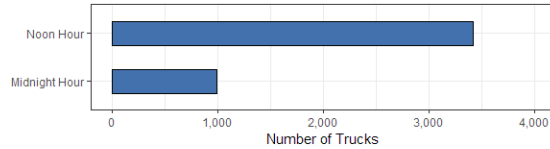
Comparison of ODOT Class 11 Volumes in December, 2017
Ashland, Southbound (I-5)



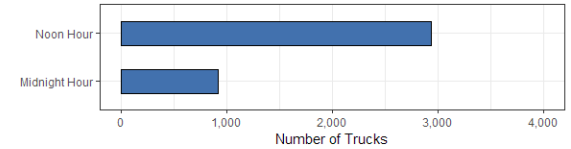
Comparison of ODOT Class 11 Volumes in January, 2015
Booth Ranch, Northbound (I-5)



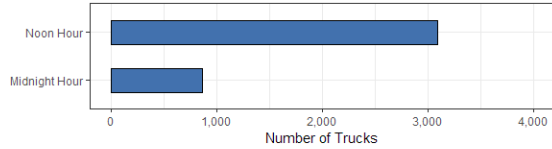
Comparison of ODOT Class 11 Volumes in May, 2015
Booth Ranch, Northbound (I-5)



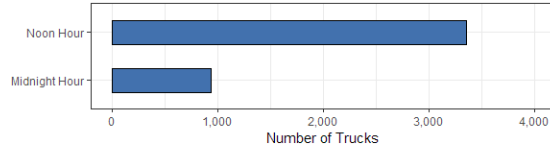
Comparison of ODOT Class 11 Volumes in September, 2015
Booth Ranch, Northbound (I-5)



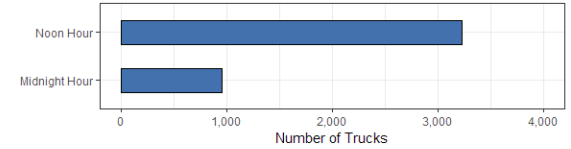
Comparison of ODOT Class 11 Volumes in February, 2015
Booth Ranch, Northbound (I-5)



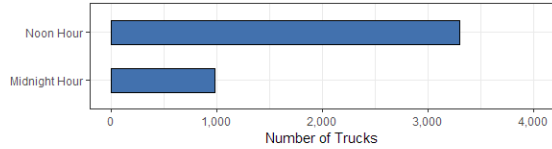
Comparison of ODOT Class 11 Volumes in June, 2015
Booth Ranch, Northbound (I-5)



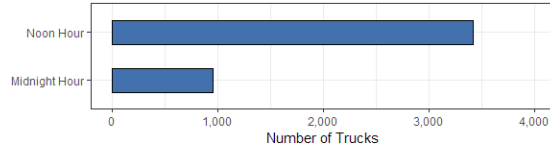
Comparison of ODOT Class 11 Volumes in October, 2015
Booth Ranch, Northbound (I-5)



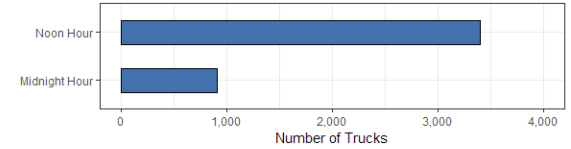
Comparison of ODOT Class 11 Volumes in March, 2015
Booth Ranch, Northbound (I-5)



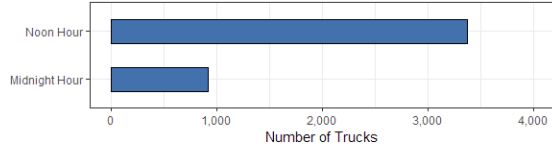
Comparison of ODOT Class 11 Volumes in July, 2015
Booth Ranch, Northbound (I-5)



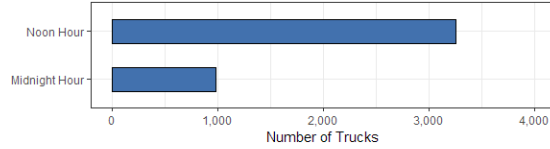
Comparison of ODOT Class 11 Volumes in November, 2015
Booth Ranch, Northbound (I-5)



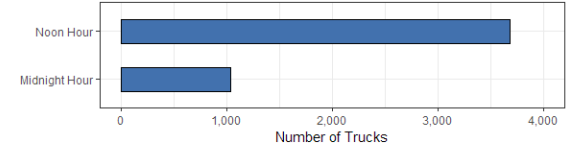
Comparison of ODOT Class 11 Volumes in April, 2015
Booth Ranch, Northbound (I-5)



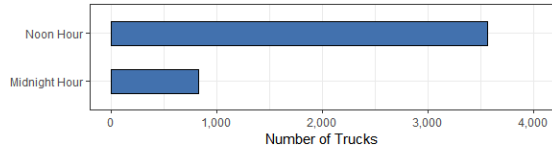
Comparison of ODOT Class 11 Volumes in August, 2015
Booth Ranch, Northbound (I-5)



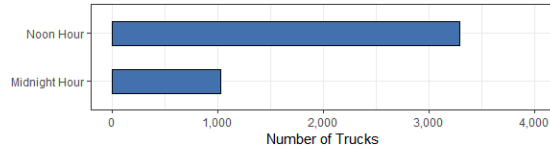
Comparison of ODOT Class 11 Volumes in December, 2015
Booth Ranch, Northbound (I-5)



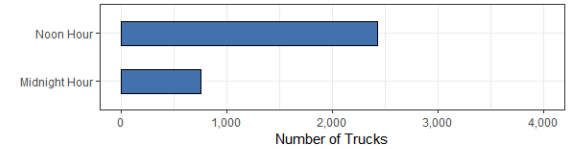
Comparison of ODOT Class 11 Volumes in January, 2016
Booth Ranch, Northbound (I-5)



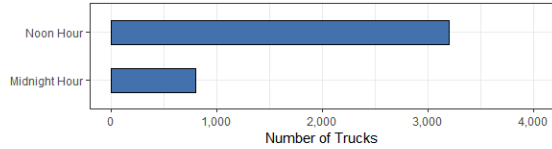
Comparison of ODOT Class 11 Volumes in May, 2016
Booth Ranch, Northbound (I-5)



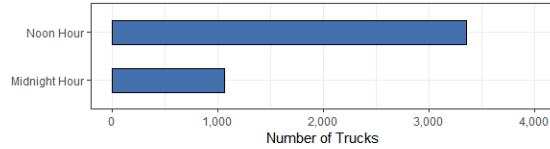
Comparison of ODOT Class 11 Volumes in September, 2016
Booth Ranch, Northbound (I-5)



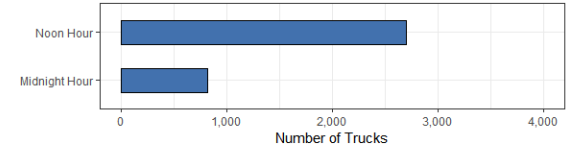
Comparison of ODOT Class 11 Volumes in February, 2016
Booth Ranch, Northbound (I-5)



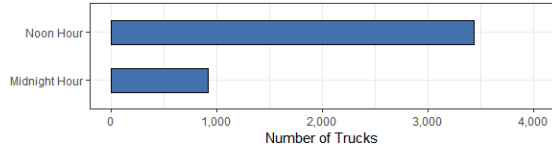
Comparison of ODOT Class 11 Volumes in June, 2016
Booth Ranch, Northbound (I-5)



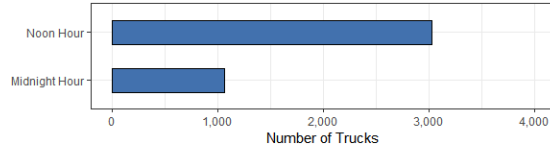
Comparison of ODOT Class 11 Volumes in October, 2016
Booth Ranch, Northbound (I-5)



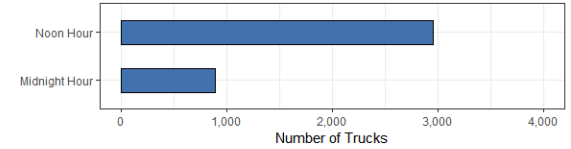
Comparison of ODOT Class 11 Volumes in March, 2016
Booth Ranch, Northbound (I-5)



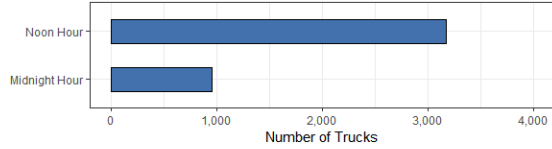
Comparison of ODOT Class 11 Volumes in July, 2016
Booth Ranch, Northbound (I-5)



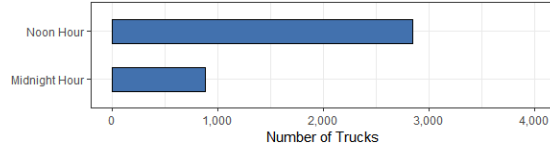
Comparison of ODOT Class 11 Volumes in November, 2016
Booth Ranch, Northbound (I-5)



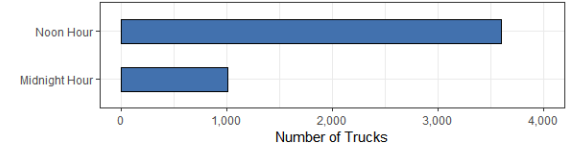
Comparison of ODOT Class 11 Volumes in April, 2016
Booth Ranch, Northbound (I-5)



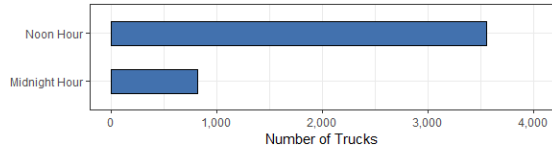
Comparison of ODOT Class 11 Volumes in August, 2016
Booth Ranch, Northbound (I-5)



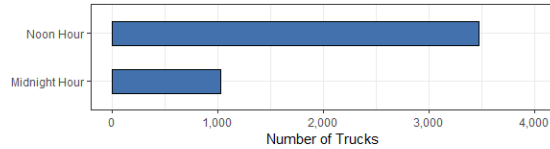
Comparison of ODOT Class 11 Volumes in December, 2016
Booth Ranch, Northbound (I-5)



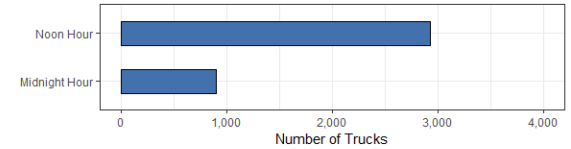
Comparison of ODOT Class 11 Volumes in January, 2017
Booth Ranch, Northbound (I-5)



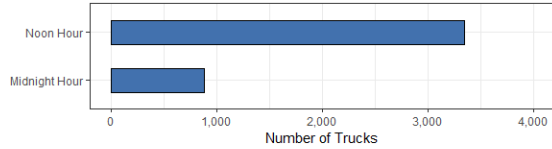
Comparison of ODOT Class 11 Volumes in May, 2017
Booth Ranch, Northbound (I-5)



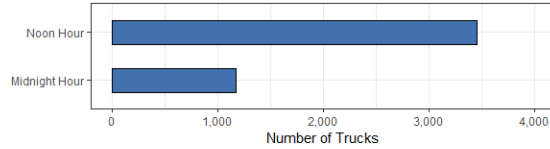
Comparison of ODOT Class 11 Volumes in September, 2017
Booth Ranch, Northbound (I-5)



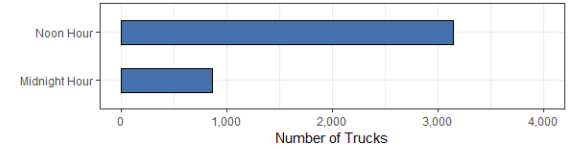
Comparison of ODOT Class 11 Volumes in February, 2017
Booth Ranch, Northbound (I-5)



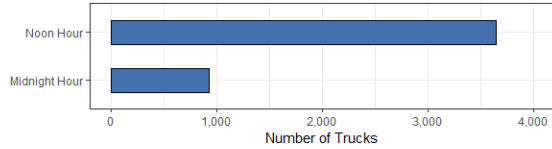
Comparison of ODOT Class 11 Volumes in June, 2017
Booth Ranch, Northbound (I-5)



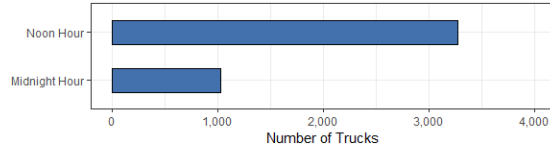
Comparison of ODOT Class 11 Volumes in October, 2017
Booth Ranch, Northbound (I-5)



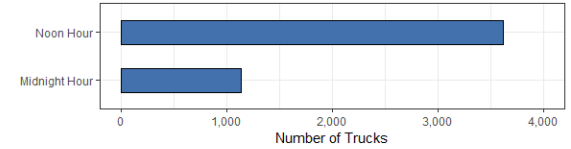
Comparison of ODOT Class 11 Volumes in March, 2017
Booth Ranch, Northbound (I-5)



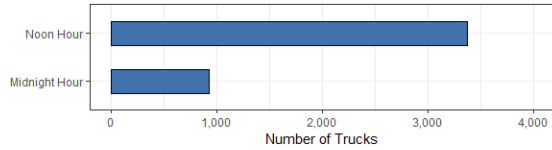
Comparison of ODOT Class 11 Volumes in July, 2017
Booth Ranch, Northbound (I-5)



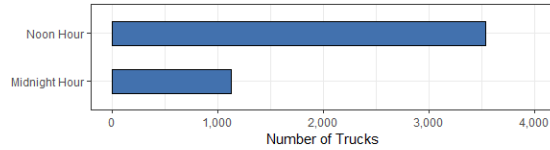
Comparison of ODOT Class 11 Volumes in November, 2017
Booth Ranch, Northbound (I-5)



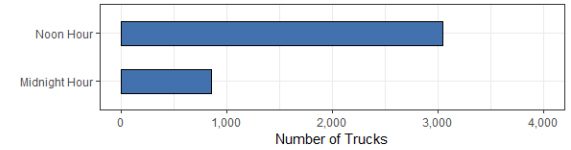
Comparison of ODOT Class 11 Volumes in April, 2017
Booth Ranch, Northbound (I-5)



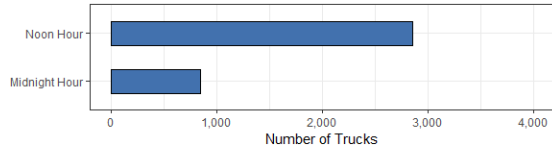
Comparison of ODOT Class 11 Volumes in August, 2017
Booth Ranch, Northbound (I-5)



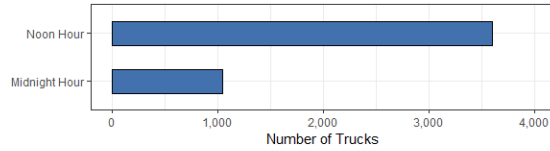
Comparison of ODOT Class 11 Volumes in December, 2017
Booth Ranch, Northbound (I-5)



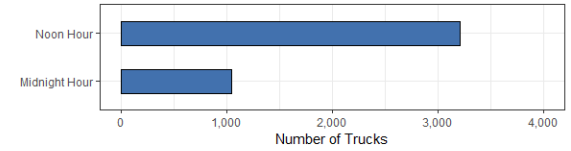
Comparison of ODOT Class 11 Volumes in January, 2018
Booth Ranch, Northbound (I-5)



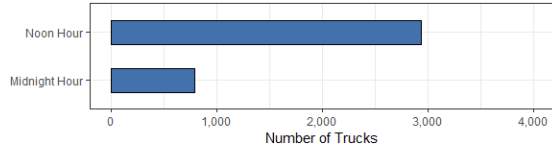
Comparison of ODOT Class 11 Volumes in May, 2018
Booth Ranch, Northbound (I-5)



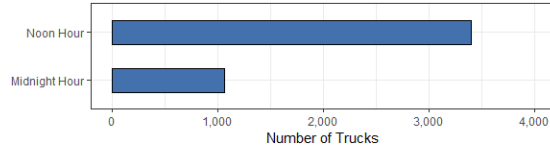
Comparison of ODOT Class 11 Volumes in September, 2018
Booth Ranch, Northbound (I-5)



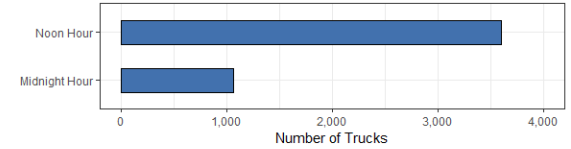
Comparison of ODOT Class 11 Volumes in February, 2018
Booth Ranch, Northbound (I-5)



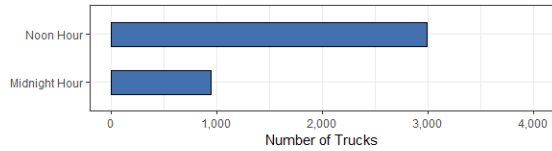
Comparison of ODOT Class 11 Volumes in June, 2018
Booth Ranch, Northbound (I-5)



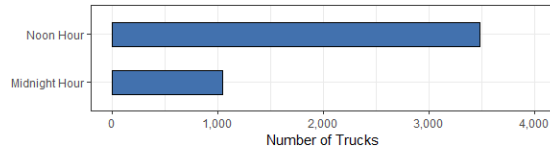
Comparison of ODOT Class 11 Volumes in October, 2018
Booth Ranch, Northbound (I-5)



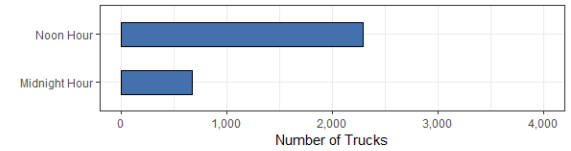
Comparison of ODOT Class 11 Volumes in March, 2018
Booth Ranch, Northbound (I-5)



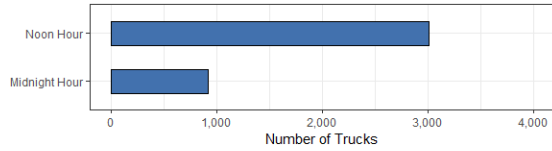
Comparison of ODOT Class 11 Volumes in July, 2018
Booth Ranch, Northbound (I-5)



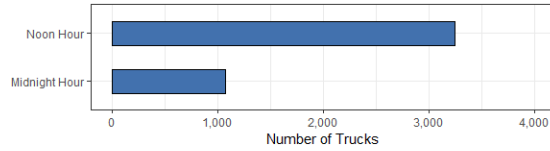
Comparison of ODOT Class 11 Volumes in November, 2018
Booth Ranch, Northbound (I-5)



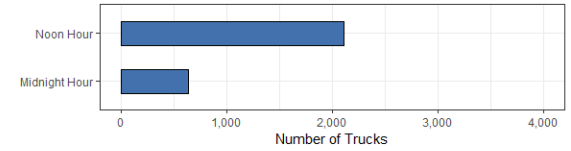
Comparison of ODOT Class 11 Volumes in April, 2018
Booth Ranch, Northbound (I-5)



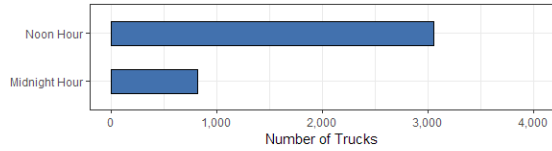
Comparison of ODOT Class 11 Volumes in August, 2018
Booth Ranch, Northbound (I-5)



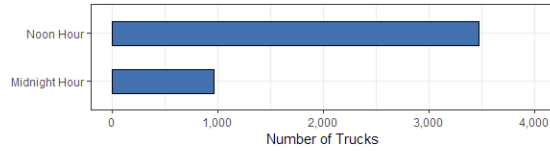
Comparison of ODOT Class 11 Volumes in December, 2018
Booth Ranch, Northbound (I-5)



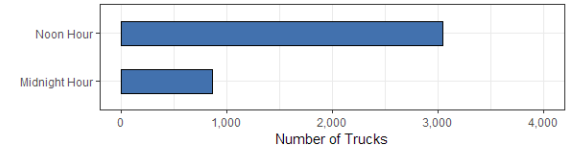
Comparison of ODOT Class 11 Volumes in January, 2015
Booth Ranch, Southbound (I-5)



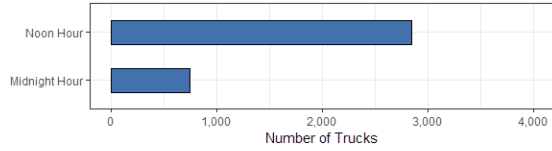
Comparison of ODOT Class 11 Volumes in May, 2015
Booth Ranch, Southbound (I-5)



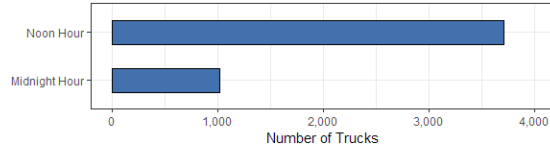
Comparison of ODOT Class 11 Volumes in September, 2015
Booth Ranch, Southbound (I-5)



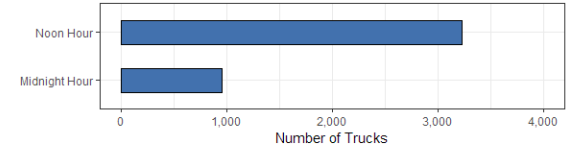
Comparison of ODOT Class 11 Volumes in February, 2015
Booth Ranch, Southbound (I-5)



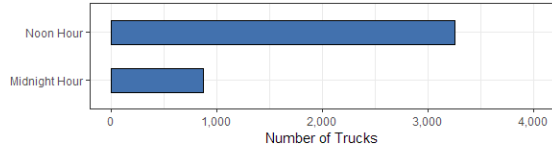
Comparison of ODOT Class 11 Volumes in June, 2015
Booth Ranch, Southbound (I-5)



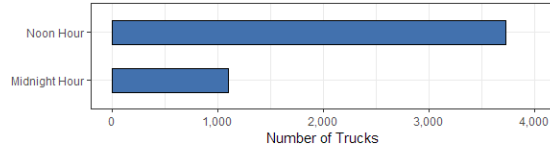
Comparison of ODOT Class 11 Volumes in October, 2015
Booth Ranch, Southbound (I-5)



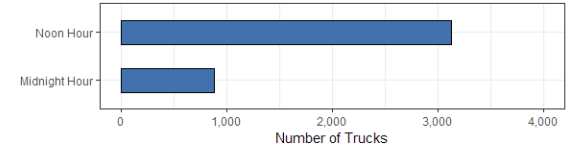
Comparison of ODOT Class 11 Volumes in March, 2015
Booth Ranch, Southbound (I-5)



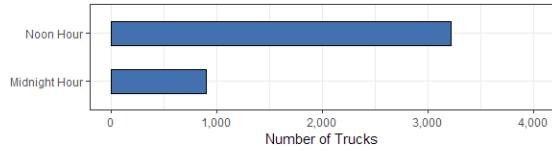
Comparison of ODOT Class 11 Volumes in July, 2015
Booth Ranch, Southbound (I-5)



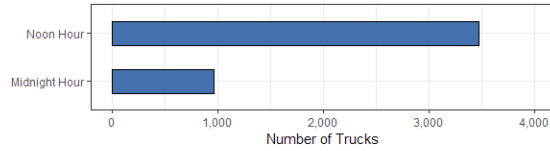
Comparison of ODOT Class 11 Volumes in November, 2015
Booth Ranch, Southbound (I-5)



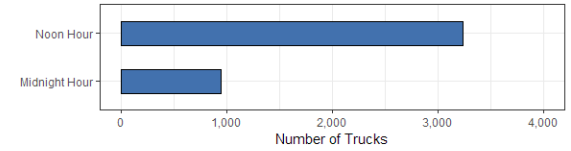
Comparison of ODOT Class 11 Volumes in April, 2015
Booth Ranch, Southbound (I-5)



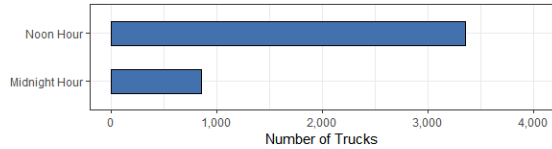
Comparison of ODOT Class 11 Volumes in August, 2015
Booth Ranch, Southbound (I-5)



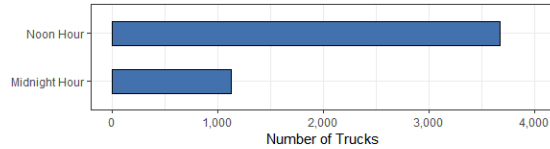
Comparison of ODOT Class 11 Volumes in December, 2015
Booth Ranch, Southbound (I-5)



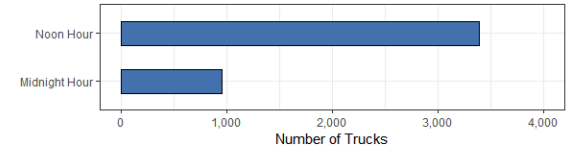
Comparison of ODOT Class 11 Volumes in January, 2016
Booth Ranch, Southbound (I-5)



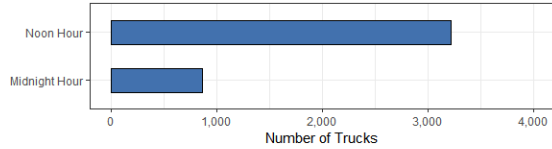
Comparison of ODOT Class 11 Volumes in May, 2016
Booth Ranch, Southbound (I-5)



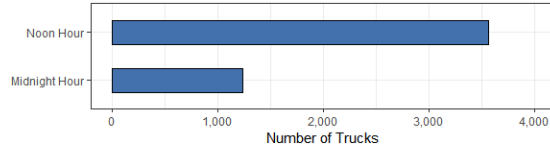
Comparison of ODOT Class 11 Volumes in September, 2016
Booth Ranch, Southbound (I-5)



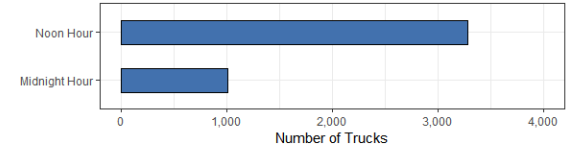
Comparison of ODOT Class 11 Volumes in February, 2016
Booth Ranch, Southbound (I-5)



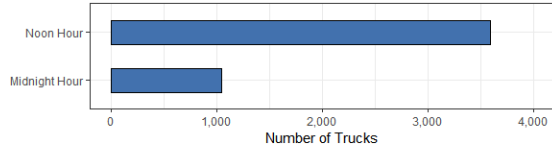
Comparison of ODOT Class 11 Volumes in June, 2016
Booth Ranch, Southbound (I-5)



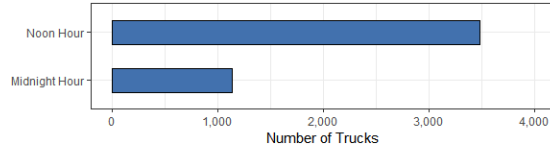
Comparison of ODOT Class 11 Volumes in October, 2016
Booth Ranch, Southbound (I-5)



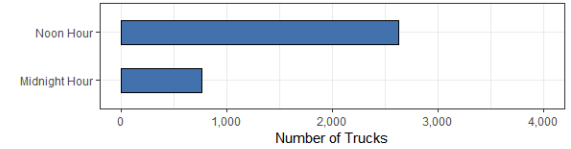
Comparison of ODOT Class 11 Volumes in March, 2016
Booth Ranch, Southbound (I-5)



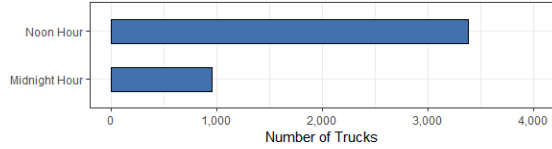
Comparison of ODOT Class 11 Volumes in July, 2016
Booth Ranch, Southbound (I-5)



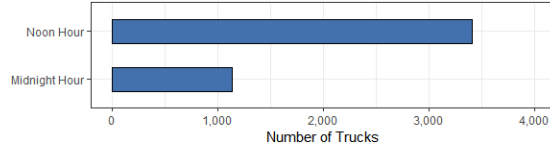
Comparison of ODOT Class 11 Volumes in November, 2016
Booth Ranch, Southbound (I-5)



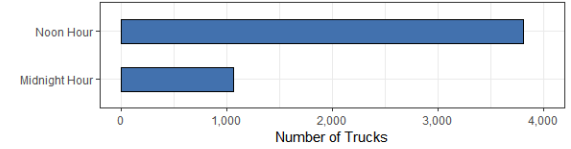
Comparison of ODOT Class 11 Volumes in April, 2016
Booth Ranch, Southbound (I-5)



Comparison of ODOT Class 11 Volumes in August, 2016
Booth Ranch, Southbound (I-5)



Comparison of ODOT Class 11 Volumes in December, 2016
Booth Ranch, Southbound (I-5)



Booth Ranch, Southbound (I-5)



Booth Ranch, Southbound (I-5)



Booth Ranch, Southbound (I-5)



Booth Ranch, Southbound (I-5)



Booth Ranch, Southbound (I-5)



Booth Ranch, Southbound (I-5)



Booth Ranch, Southbound (I-5)



Booth Ranch, Southbound (I-5)



Booth Ranch, Southbound (I-5)



Booth Ranch, Southbound (I-5)



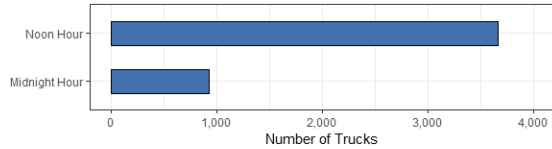
Booth Ranch, Southbound (I-5)



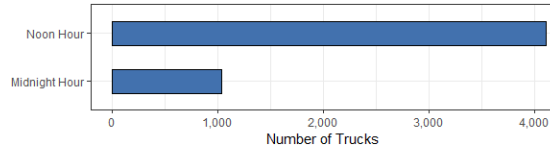
Booth Ranch, Southbound (I-5)



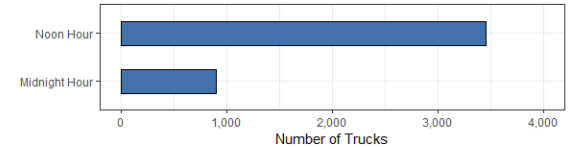
Comparison of ODOT Class 11 Volumes in January, 2018
Booth Ranch, Southbound (I-5)



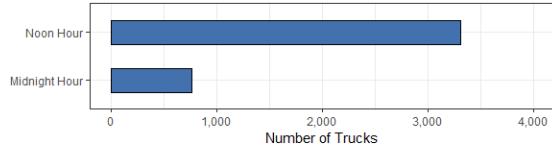
Comparison of ODOT Class 11 Volumes in May, 2018
Booth Ranch, Southbound (I-5)



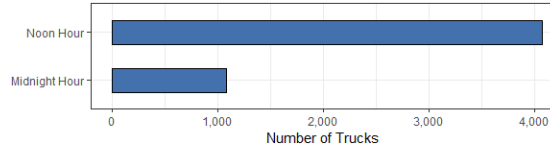
Comparison of ODOT Class 11 Volumes in September, 2018
Booth Ranch, Southbound (I-5)



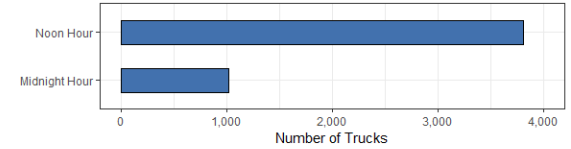
Comparison of ODOT Class 11 Volumes in February, 2018
Booth Ranch, Southbound (I-5)



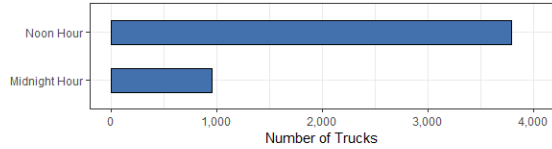
Comparison of ODOT Class 11 Volumes in June, 2018
Booth Ranch, Southbound (I-5)



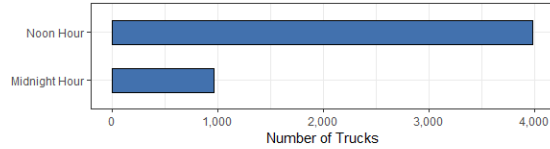
Comparison of ODOT Class 11 Volumes in October, 2018
Booth Ranch, Southbound (I-5)



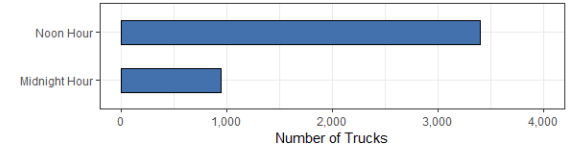
Comparison of ODOT Class 11 Volumes in March, 2018
Booth Ranch, Southbound (I-5)



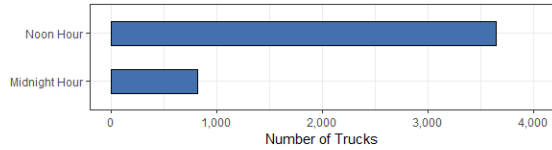
Comparison of ODOT Class 11 Volumes in July, 2018
Booth Ranch, Southbound (I-5)



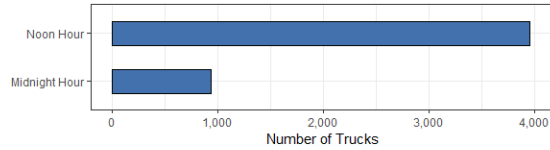
Comparison of ODOT Class 11 Volumes in November, 2018
Booth Ranch, Southbound (I-5)



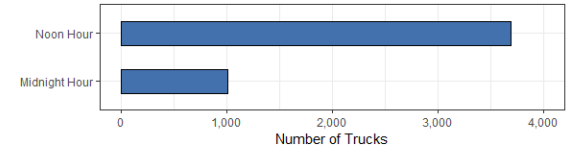
Comparison of ODOT Class 11 Volumes in April, 2018
Booth Ranch, Southbound (I-5)



Comparison of ODOT Class 11 Volumes in August, 2018
Booth Ranch, Southbound (I-5)



Comparison of ODOT Class 11 Volumes in December, 2018
Booth Ranch, Southbound (I-5)



Woodburn, Northbound (I-5)



Woodburn, Northbound (I-5)



Woodburn, Northbound (I-5)



Woodburn, Northbound (I-5)



Woodburn, Northbound (I-5)



Woodburn, Northbound (I-5)



Woodburn, Northbound (I-5)



Woodburn, Northbound (I-5)



Woodburn, Northbound (I-5)



Woodburn, Northbound (I-5)



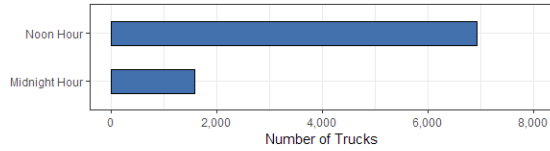
Woodburn, Northbound (I-5)



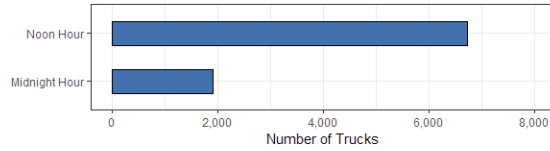
Woodburn, Northbound (I-5)



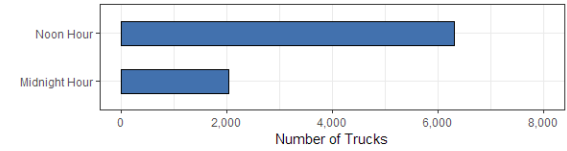
Comparison of ODOT Class 11 Volumes in January, 2016
Woodburn, Northbound (I-5)



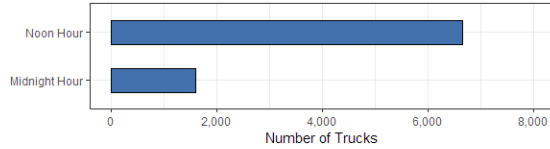
Comparison of ODOT Class 11 Volumes in May, 2016
Woodburn, Northbound (I-5)



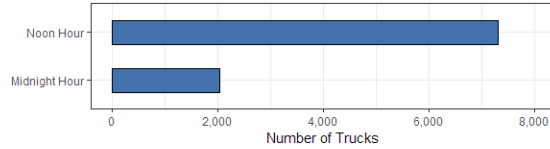
Comparison of ODOT Class 11 Volumes in September, 2016
Woodburn, Northbound (I-5)



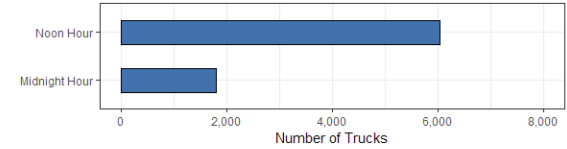
Comparison of ODOT Class 11 Volumes in February, 2016
Woodburn, Northbound (I-5)



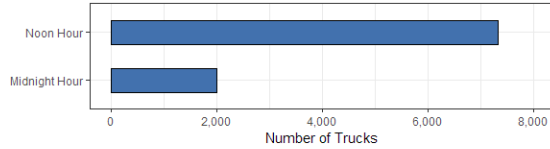
Comparison of ODOT Class 11 Volumes in June, 2016
Woodburn, Northbound (I-5)



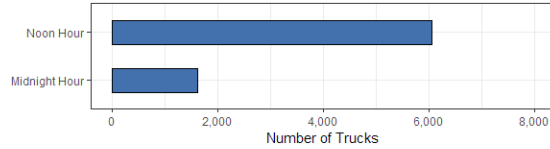
Comparison of ODOT Class 11 Volumes in October, 2016
Woodburn, Northbound (I-5)



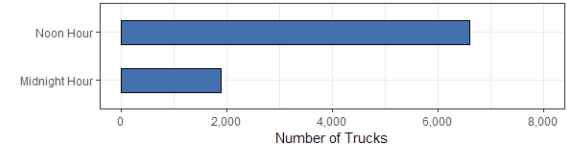
Comparison of ODOT Class 11 Volumes in March, 2016
Woodburn, Northbound (I-5)



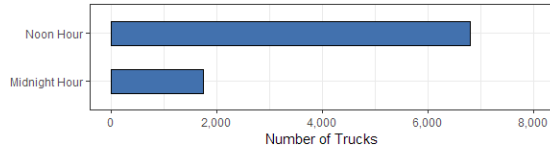
Comparison of ODOT Class 11 Volumes in July, 2016
Woodburn, Northbound (I-5)



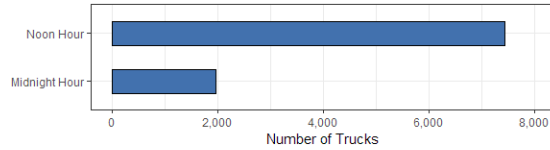
Comparison of ODOT Class 11 Volumes in November, 2016
Woodburn, Northbound (I-5)



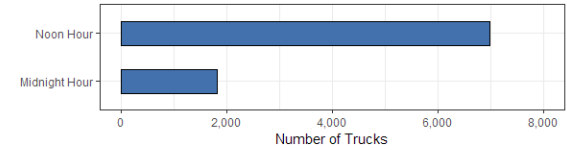
Comparison of ODOT Class 11 Volumes in April, 2016
Woodburn, Northbound (I-5)



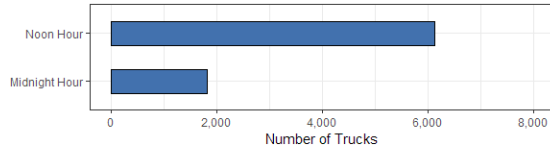
Comparison of ODOT Class 11 Volumes in August, 2016
Woodburn, Northbound (I-5)



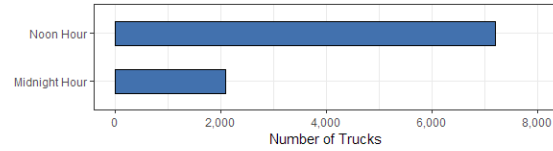
Comparison of ODOT Class 11 Volumes in December, 2016
Woodburn, Northbound (I-5)



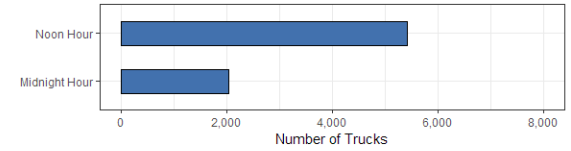
Comparison of ODOT Class 11 Volumes in January, 2017
Woodburn, Northbound (I-5)



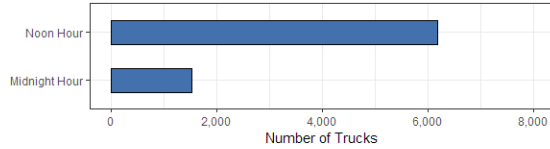
Comparison of ODOT Class 11 Volumes in May, 2017
Woodburn, Northbound (I-5)



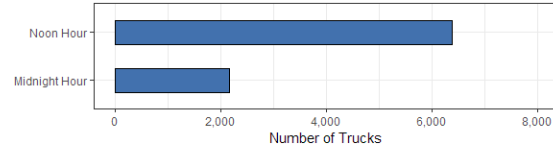
Comparison of ODOT Class 11 Volumes in September, 2017
Woodburn, Northbound (I-5)



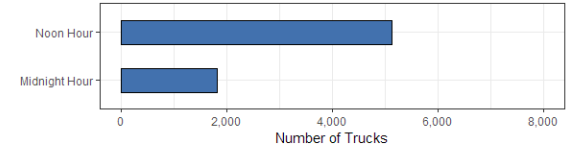
Comparison of ODOT Class 11 Volumes in February, 2017
Woodburn, Northbound (I-5)



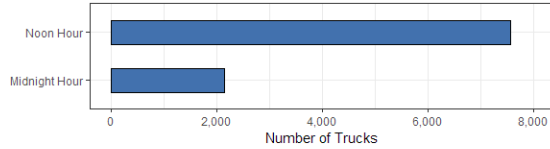
Comparison of ODOT Class 11 Volumes in June, 2017
Woodburn, Northbound (I-5)



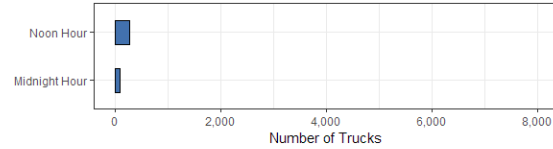
Comparison of ODOT Class 11 Volumes in October, 2017
Woodburn, Northbound (I-5)



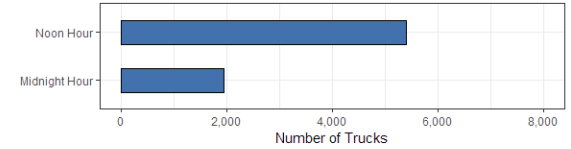
Comparison of ODOT Class 11 Volumes in March, 2017
Woodburn, Northbound (I-5)



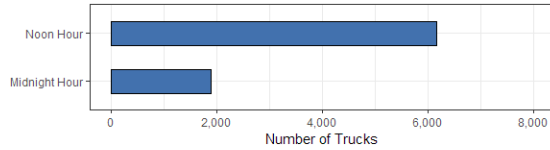
Comparison of ODOT Class 11 Volumes in July, 2017
Woodburn, Northbound (I-5)



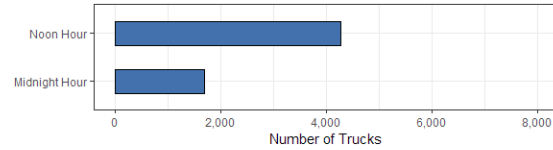
Comparison of ODOT Class 11 Volumes in November, 2017
Woodburn, Northbound (I-5)



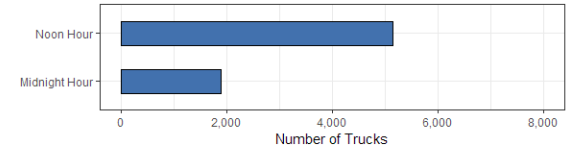
Comparison of ODOT Class 11 Volumes in April, 2017
Woodburn, Northbound (I-5)



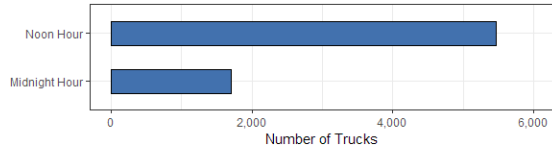
Comparison of ODOT Class 11 Volumes in August, 2017
Woodburn, Northbound (I-5)



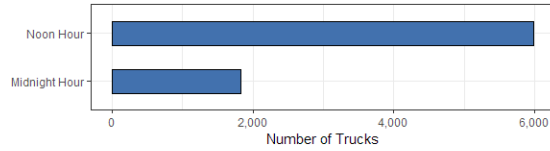
Comparison of ODOT Class 11 Volumes in December, 2017
Woodburn, Northbound (I-5)



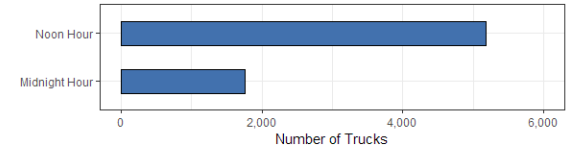
Comparison of ODOT Class 11 Volumes in January, 2018
Woodburn, Northbound (I-5)



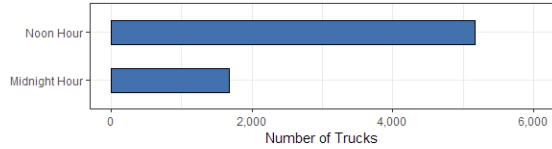
Comparison of ODOT Class 11 Volumes in May, 2018
Woodburn, Northbound (I-5)



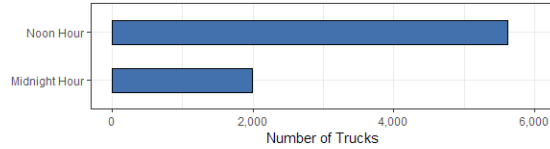
Comparison of ODOT Class 11 Volumes in September, 2018
Woodburn, Northbound (I-5)



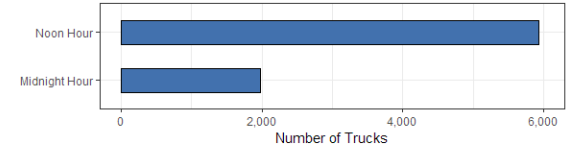
Comparison of ODOT Class 11 Volumes in February, 2018
Woodburn, Northbound (I-5)



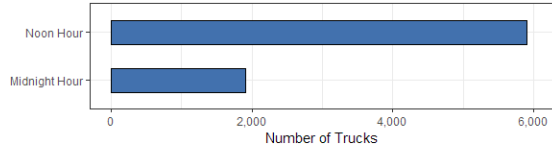
Comparison of ODOT Class 11 Volumes in June, 2018
Woodburn, Northbound (I-5)



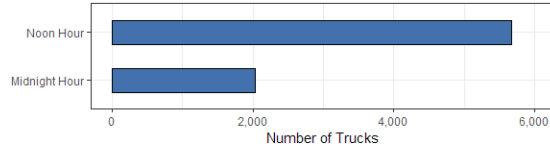
Comparison of ODOT Class 11 Volumes in October, 2018
Woodburn, Northbound (I-5)



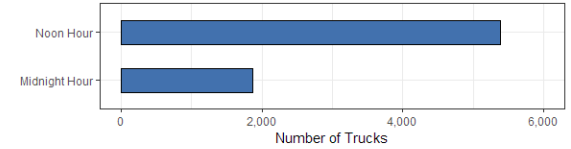
Comparison of ODOT Class 11 Volumes in March, 2018
Woodburn, Northbound (I-5)



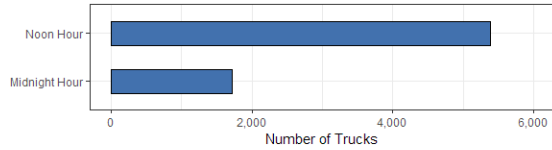
Comparison of ODOT Class 11 Volumes in July, 2018
Woodburn, Northbound (I-5)



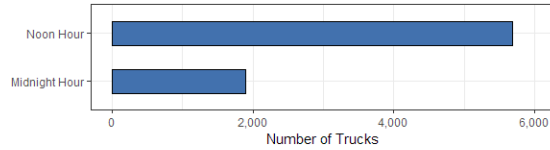
Comparison of ODOT Class 11 Volumes in November, 2018
Woodburn, Northbound (I-5)



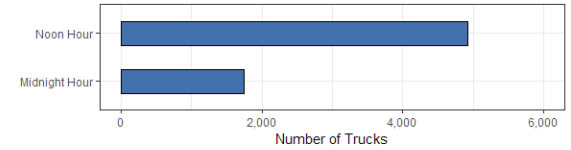
Comparison of ODOT Class 11 Volumes in April, 2018
Woodburn, Northbound (I-5)



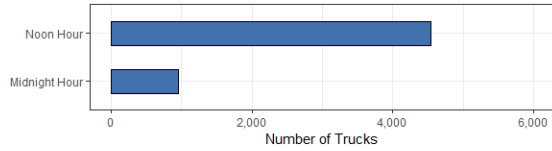
Comparison of ODOT Class 11 Volumes in August, 2018
Woodburn, Northbound (I-5)



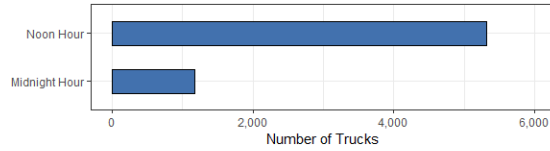
Comparison of ODOT Class 11 Volumes in December, 2018
Woodburn, Northbound (I-5)



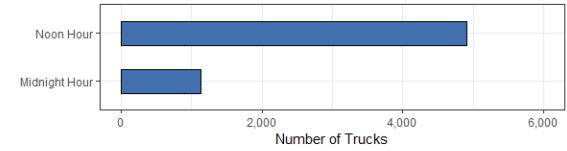
Comparison of ODOT Class 11 Volumes in January, 2015
Woodburn, Southbound (I-5)



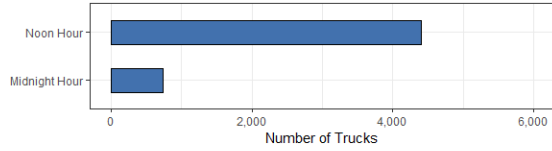
Comparison of ODOT Class 11 Volumes in May, 2015
Woodburn, Southbound (I-5)



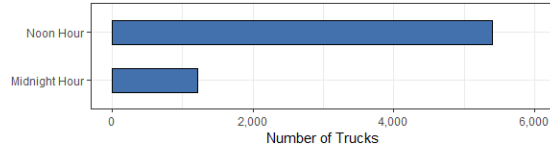
Comparison of ODOT Class 11 Volumes in September, 2015
Woodburn, Southbound (I-5)



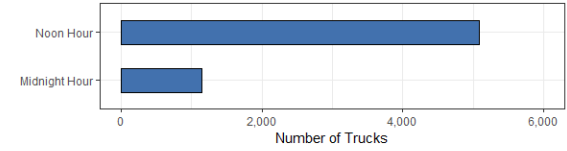
Comparison of ODOT Class 11 Volumes in February, 2015
Woodburn, Southbound (I-5)



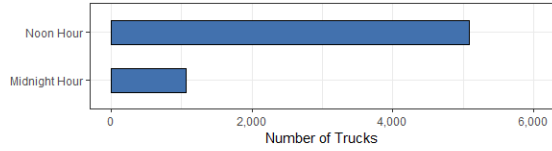
Comparison of ODOT Class 11 Volumes in June, 2015
Woodburn, Southbound (I-5)



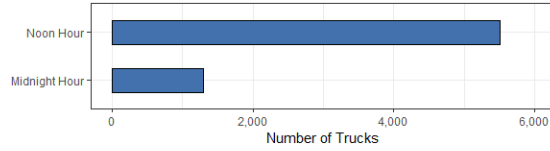
Comparison of ODOT Class 11 Volumes in October, 2015
Woodburn, Southbound (I-5)



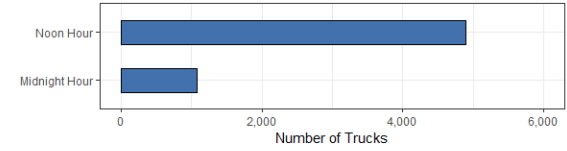
Comparison of ODOT Class 11 Volumes in March, 2015
Woodburn, Southbound (I-5)



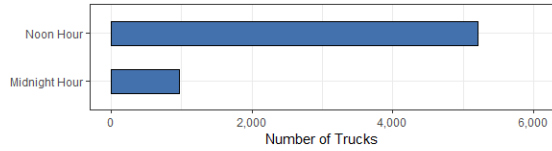
Comparison of ODOT Class 11 Volumes in July, 2015
Woodburn, Southbound (I-5)



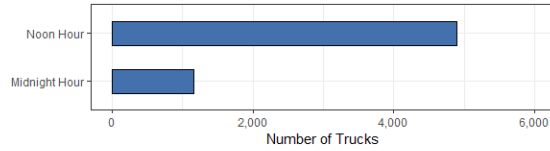
Comparison of ODOT Class 11 Volumes in November, 2015
Woodburn, Southbound (I-5)



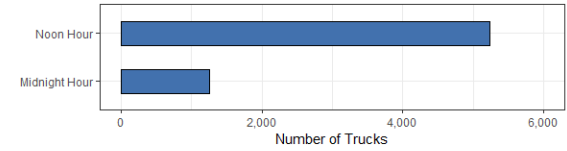
Comparison of ODOT Class 11 Volumes in April, 2015
Woodburn, Southbound (I-5)



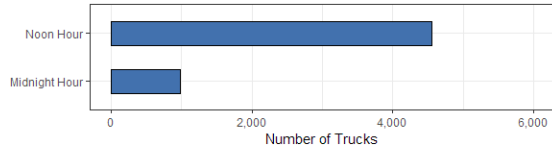
Comparison of ODOT Class 11 Volumes in August, 2015
Woodburn, Southbound (I-5)



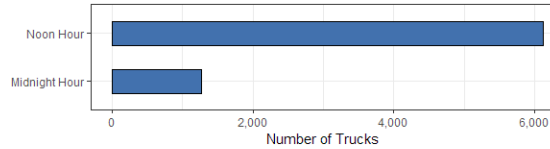
Comparison of ODOT Class 11 Volumes in December, 2015
Woodburn, Southbound (I-5)



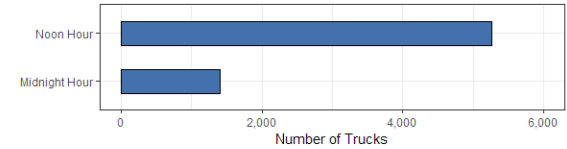
Comparison of ODOT Class 11 Volumes in January, 2016
Woodburn, Southbound (I-5)



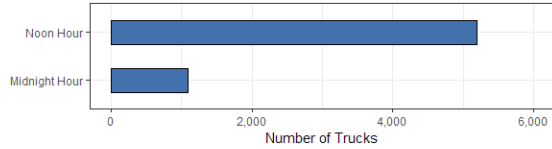
Comparison of ODOT Class 11 Volumes in May, 2016
Woodburn, Southbound (I-5)



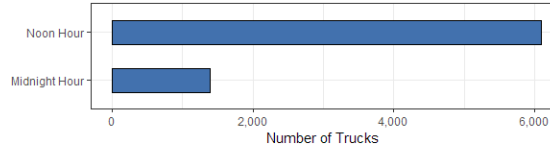
Comparison of ODOT Class 11 Volumes in September, 2016
Woodburn, Southbound (I-5)



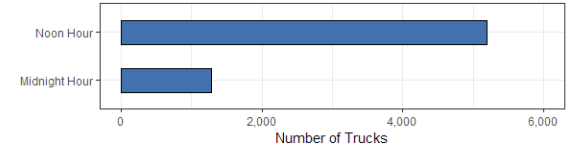
Comparison of ODOT Class 11 Volumes in February, 2016
Woodburn, Southbound (I-5)



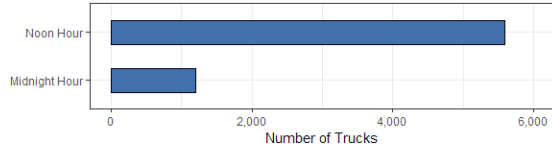
Comparison of ODOT Class 11 Volumes in June, 2016
Woodburn, Southbound (I-5)



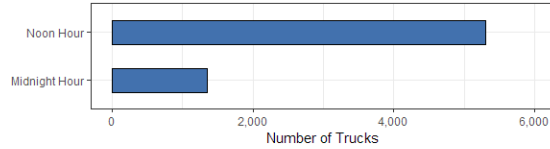
Comparison of ODOT Class 11 Volumes in October, 2016
Woodburn, Southbound (I-5)



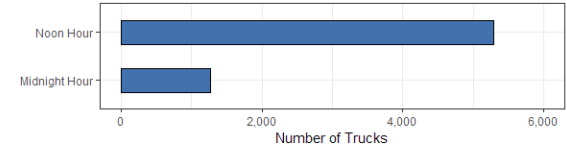
Comparison of ODOT Class 11 Volumes in March, 2016
Woodburn, Southbound (I-5)



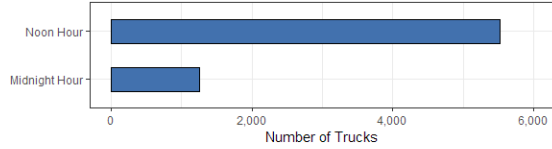
Comparison of ODOT Class 11 Volumes in July, 2016
Woodburn, Southbound (I-5)



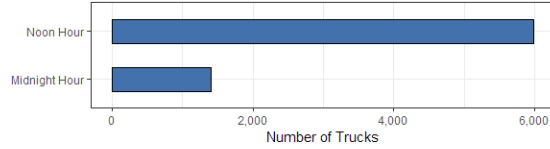
Comparison of ODOT Class 11 Volumes in November, 2016
Woodburn, Southbound (I-5)



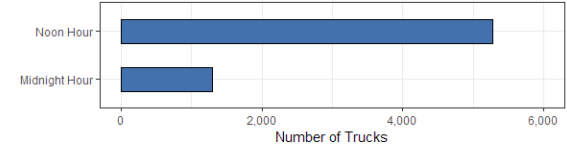
Comparison of ODOT Class 11 Volumes in April, 2016
Woodburn, Southbound (I-5)



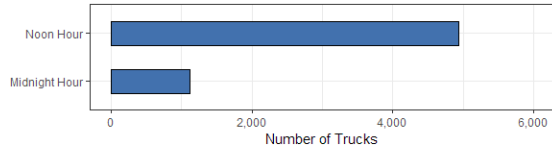
Comparison of ODOT Class 11 Volumes in August, 2016
Woodburn, Southbound (I-5)



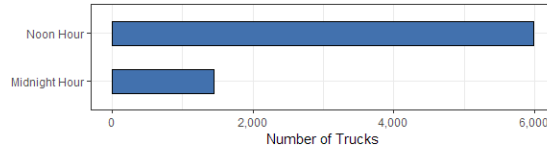
Comparison of ODOT Class 11 Volumes in December, 2016
Woodburn, Southbound (I-5)



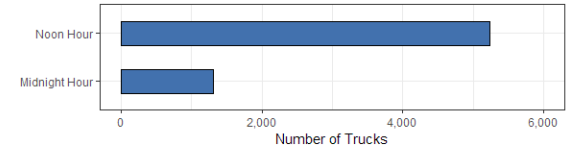
Comparison of ODOT Class 11 Volumes in January, 2017
Woodburn, Southbound (I-5)



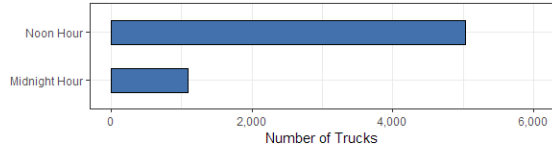
Comparison of ODOT Class 11 Volumes in May, 2017
Woodburn, Southbound (I-5)



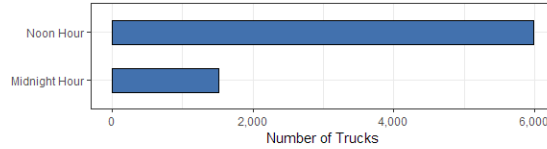
Comparison of ODOT Class 11 Volumes in September, 2017
Woodburn, Southbound (I-5)



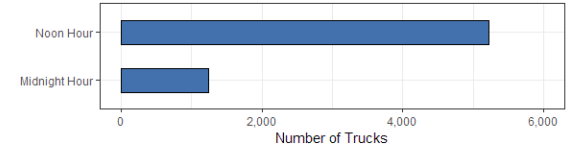
Comparison of ODOT Class 11 Volumes in February, 2017
Woodburn, Southbound (I-5)



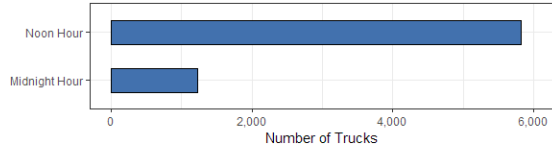
Comparison of ODOT Class 11 Volumes in June, 2017
Woodburn, Southbound (I-5)



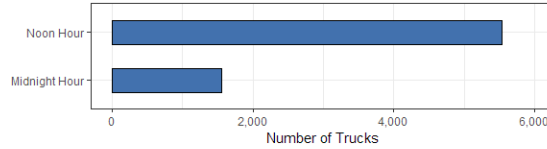
Comparison of ODOT Class 11 Volumes in October, 2017
Woodburn, Southbound (I-5)



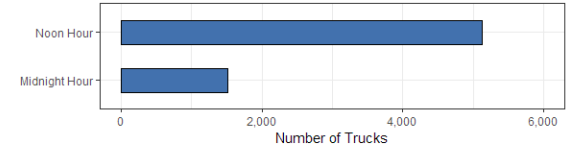
Comparison of ODOT Class 11 Volumes in March, 2017
Woodburn, Southbound (I-5)



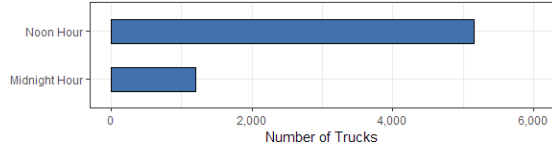
Comparison of ODOT Class 11 Volumes in July, 2017
Woodburn, Southbound (I-5)



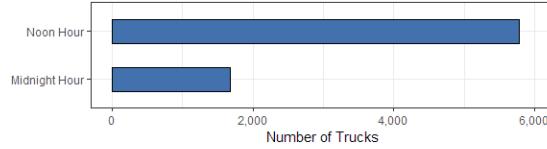
Comparison of ODOT Class 11 Volumes in November, 2017
Woodburn, Southbound (I-5)



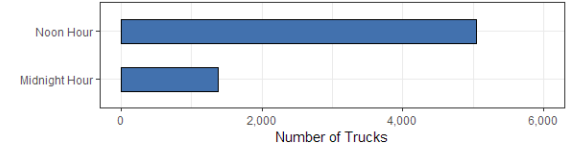
Comparison of ODOT Class 11 Volumes in April, 2017
Woodburn, Southbound (I-5)



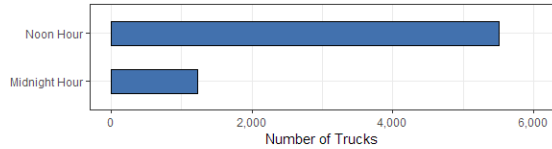
Comparison of ODOT Class 11 Volumes in August, 2017
Woodburn, Southbound (I-5)



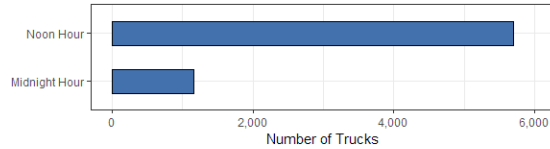
Comparison of ODOT Class 11 Volumes in December, 2017
Woodburn, Southbound (I-5)



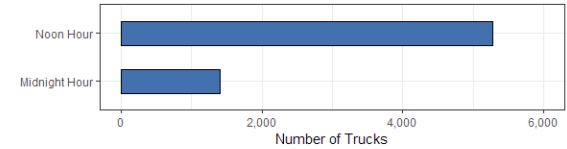
Comparison of ODOT Class 11 Volumes in January, 2018
Woodburn, Southbound (I-5)



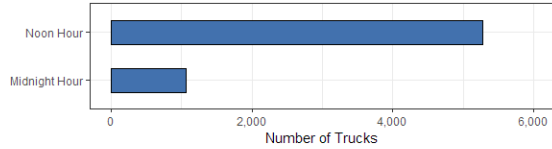
Comparison of ODOT Class 11 Volumes in May, 2018
Woodburn, Southbound (I-5)



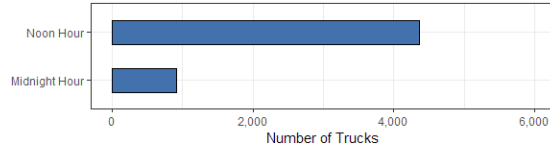
Comparison of ODOT Class 11 Volumes in September, 2018
Woodburn, Southbound (I-5)



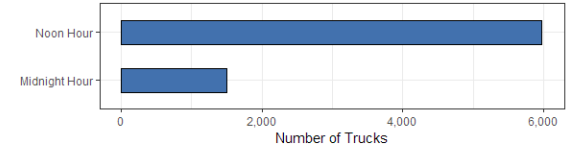
Comparison of ODOT Class 11 Volumes in February, 2018
Woodburn, Southbound (I-5)



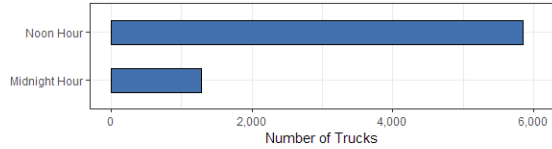
Comparison of ODOT Class 11 Volumes in June, 2018
Woodburn, Southbound (I-5)



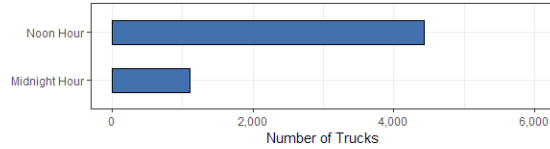
Comparison of ODOT Class 11 Volumes in October, 2018
Woodburn, Southbound (I-5)



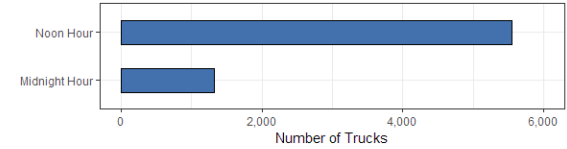
Comparison of ODOT Class 11 Volumes in March, 2018
Woodburn, Southbound (I-5)



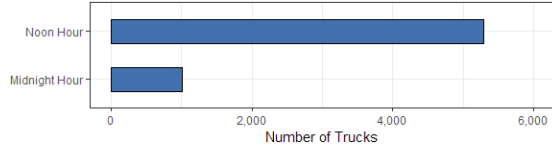
Comparison of ODOT Class 11 Volumes in July, 2018
Woodburn, Southbound (I-5)



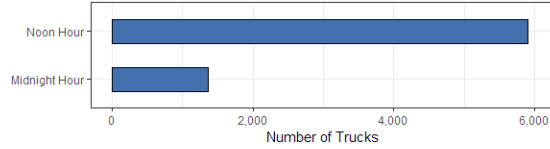
Comparison of ODOT Class 11 Volumes in November, 2018
Woodburn, Southbound (I-5)



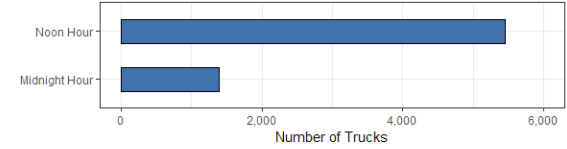
Comparison of ODOT Class 11 Volumes in April, 2018
Woodburn, Southbound (I-5)



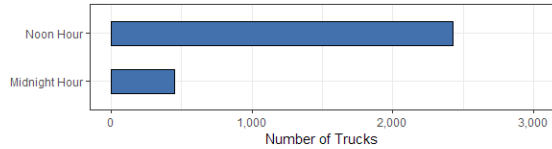
Comparison of ODOT Class 11 Volumes in August, 2018
Woodburn, Southbound (I-5)



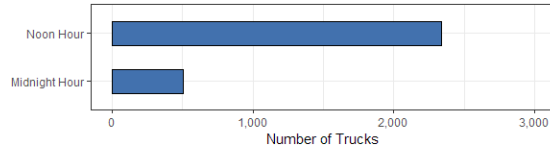
Comparison of ODOT Class 11 Volumes in December, 2018
Woodburn, Southbound (I-5)



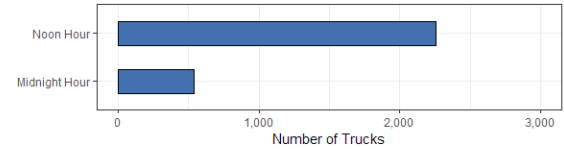
Comparison of ODOT Class 11 Volumes in January, 2015
Cascade Locks, Eastbound (I-84)



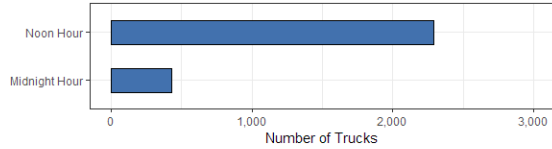
Comparison of ODOT Class 11 Volumes in May, 2015
Cascade Locks, Eastbound (I-84)



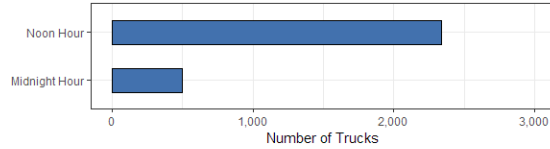
Comparison of ODOT Class 11 Volumes in September, 2015
Cascade Locks, Eastbound (I-84)



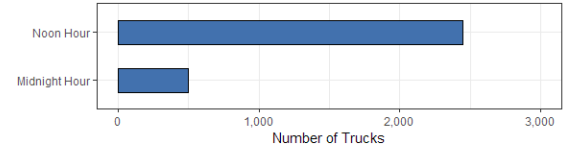
Comparison of ODOT Class 11 Volumes in February, 2015
Cascade Locks, Eastbound (I-84)



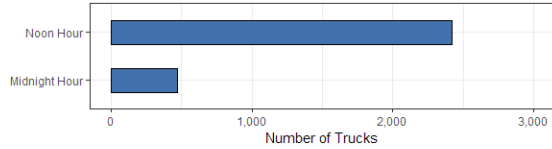
Comparison of ODOT Class 11 Volumes in June, 2015
Cascade Locks, Eastbound (I-84)



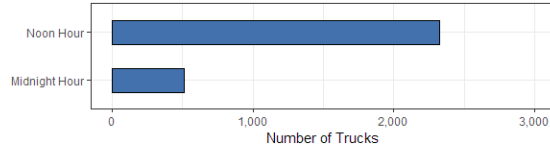
Comparison of ODOT Class 11 Volumes in October, 2015
Cascade Locks, Eastbound (I-84)



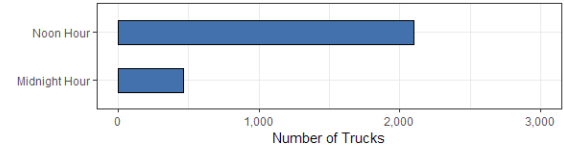
Comparison of ODOT Class 11 Volumes in March, 2015
Cascade Locks, Eastbound (I-84)



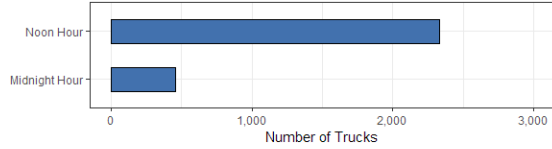
Comparison of ODOT Class 11 Volumes in July, 2015
Cascade Locks, Eastbound (I-84)



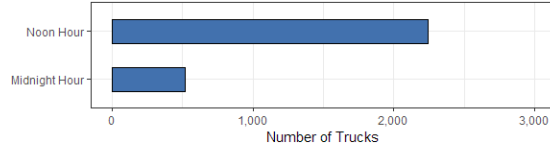
Comparison of ODOT Class 11 Volumes in November, 2015
Cascade Locks, Eastbound (I-84)



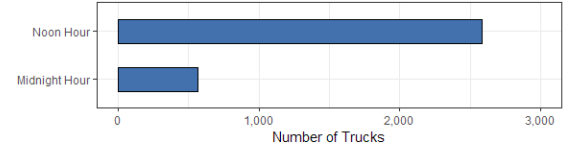
Comparison of ODOT Class 11 Volumes in April, 2015
Cascade Locks, Eastbound (I-84)



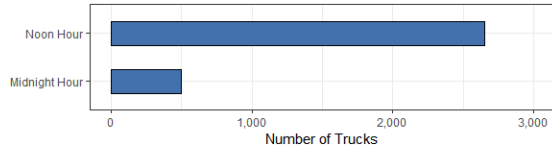
Comparison of ODOT Class 11 Volumes in August, 2015
Cascade Locks, Eastbound (I-84)



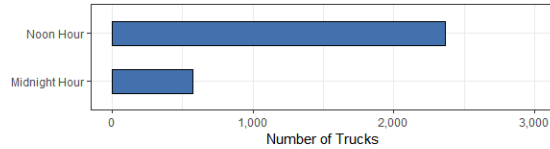
Comparison of ODOT Class 11 Volumes in December, 2015
Cascade Locks, Eastbound (I-84)



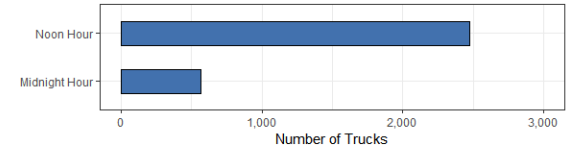
Comparison of ODOT Class 11 Volumes in January, 2016
Cascade Locks, Eastbound (I-84)



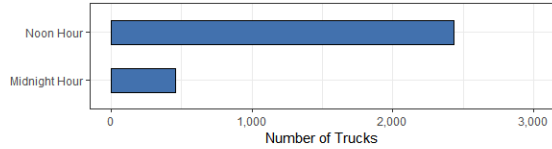
Comparison of ODOT Class 11 Volumes in May, 2016
Cascade Locks, Eastbound (I-84)



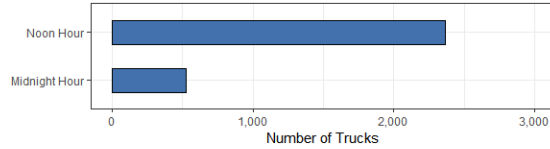
Comparison of ODOT Class 11 Volumes in September, 2016
Cascade Locks, Eastbound (I-84)



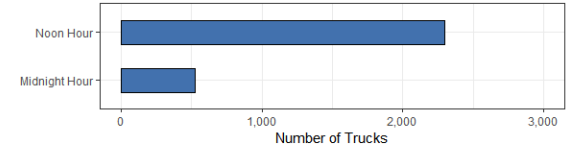
Comparison of ODOT Class 11 Volumes in February, 2016
Cascade Locks, Eastbound (I-84)



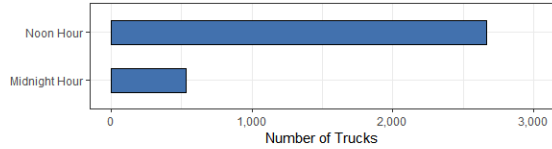
Comparison of ODOT Class 11 Volumes in June, 2016
Cascade Locks, Eastbound (I-84)



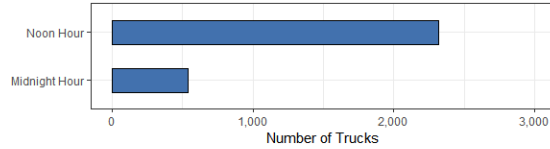
Comparison of ODOT Class 11 Volumes in October, 2016
Cascade Locks, Eastbound (I-84)



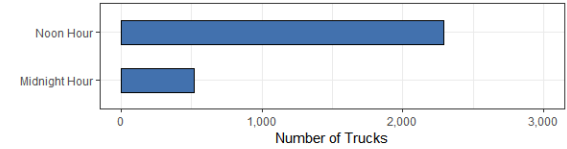
Comparison of ODOT Class 11 Volumes in March, 2016
Cascade Locks, Eastbound (I-84)



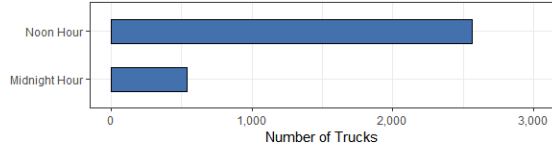
Comparison of ODOT Class 11 Volumes in July, 2016
Cascade Locks, Eastbound (I-84)



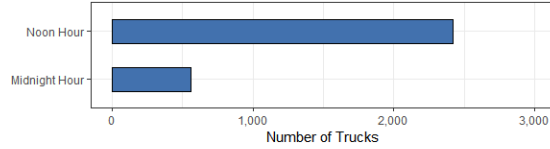
Comparison of ODOT Class 11 Volumes in November, 2016
Cascade Locks, Eastbound (I-84)



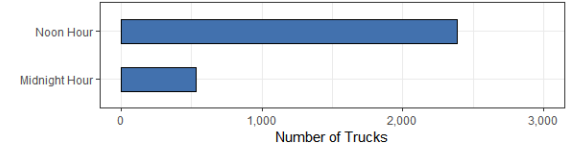
Comparison of ODOT Class 11 Volumes in April, 2016
Cascade Locks, Eastbound (I-84)



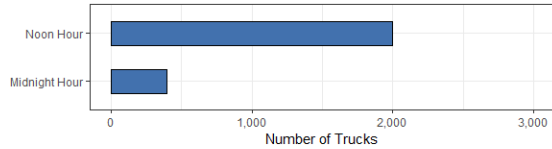
Comparison of ODOT Class 11 Volumes in August, 2016
Cascade Locks, Eastbound (I-84)



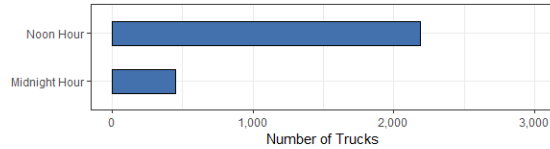
Comparison of ODOT Class 11 Volumes in December, 2016
Cascade Locks, Eastbound (I-84)



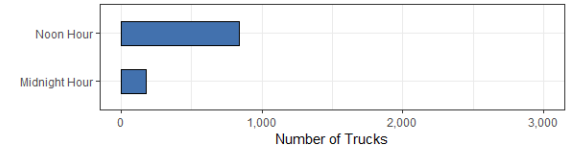
Comparison of ODOT Class 11 Volumes in January, 2017
Cascade Locks, Eastbound (I-84)



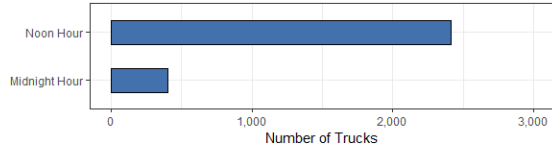
Comparison of ODOT Class 11 Volumes in May, 2017
Cascade Locks, Eastbound (I-84)



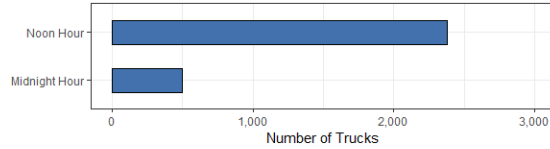
Comparison of ODOT Class 11 Volumes in September, 2017
Cascade Locks, Eastbound (I-84)



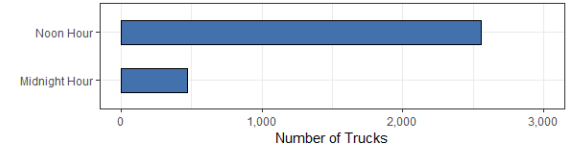
Comparison of ODOT Class 11 Volumes in February, 2017
Cascade Locks, Eastbound (I-84)



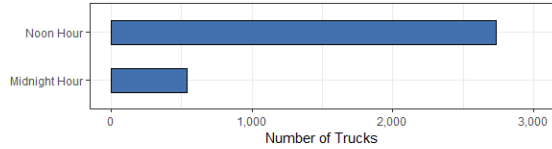
Comparison of ODOT Class 11 Volumes in June, 2017
Cascade Locks, Eastbound (I-84)



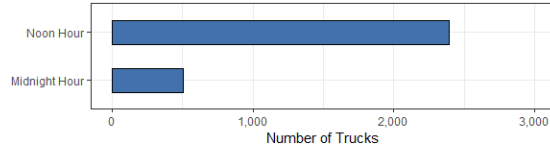
Comparison of ODOT Class 11 Volumes in October, 2017
Cascade Locks, Eastbound (I-84)



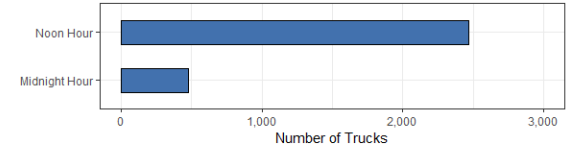
Comparison of ODOT Class 11 Volumes in March, 2017
Cascade Locks, Eastbound (I-84)



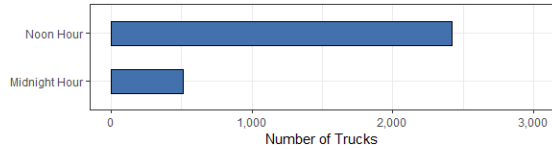
Comparison of ODOT Class 11 Volumes in July, 2017
Cascade Locks, Eastbound (I-84)



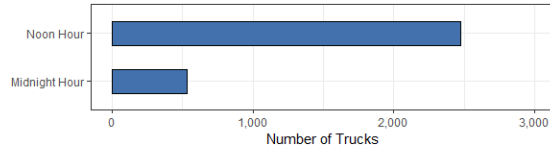
Comparison of ODOT Class 11 Volumes in November, 2017
Cascade Locks, Eastbound (I-84)



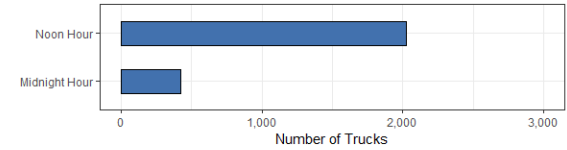
Comparison of ODOT Class 11 Volumes in April, 2017
Cascade Locks, Eastbound (I-84)



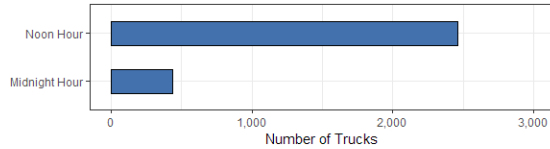
Comparison of ODOT Class 11 Volumes in August, 2017
Cascade Locks, Eastbound (I-84)



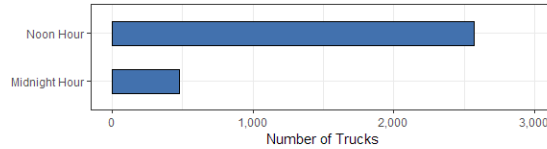
Comparison of ODOT Class 11 Volumes in December, 2017
Cascade Locks, Eastbound (I-84)



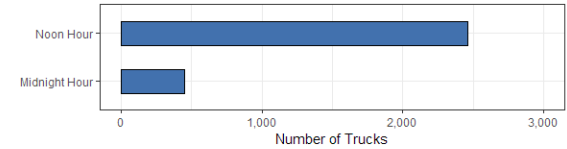
Comparison of ODOT Class 11 Volumes in January, 2018
Cascade Locks, Eastbound (I-84)



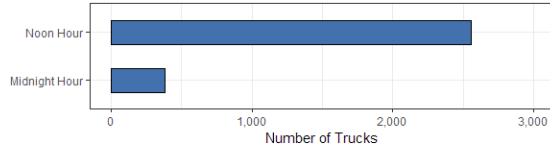
Comparison of ODOT Class 11 Volumes in May, 2018
Cascade Locks, Eastbound (I-84)



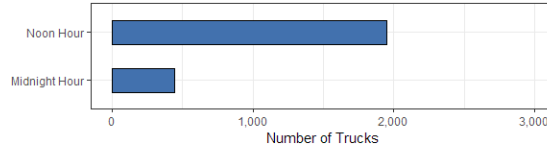
Comparison of ODOT Class 11 Volumes in September, 2018
Cascade Locks, Eastbound (I-84)



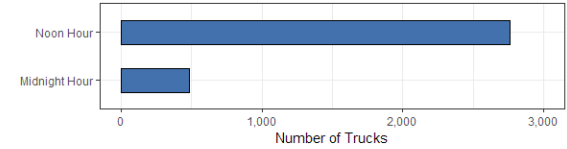
Comparison of ODOT Class 11 Volumes in February, 2018
Cascade Locks, Eastbound (I-84)



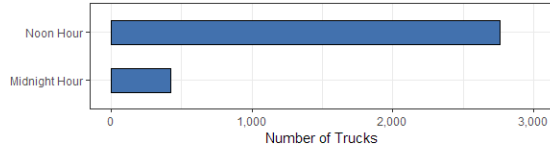
Comparison of ODOT Class 11 Volumes in June, 2018
Cascade Locks, Eastbound (I-84)



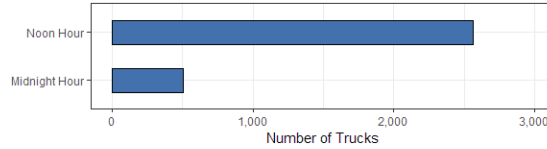
Comparison of ODOT Class 11 Volumes in October, 2018
Cascade Locks, Eastbound (I-84)



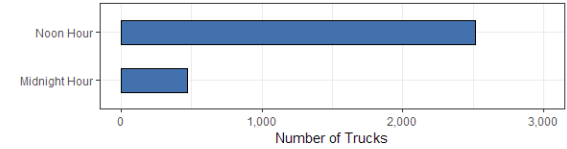
Comparison of ODOT Class 11 Volumes in March, 2018
Cascade Locks, Eastbound (I-84)



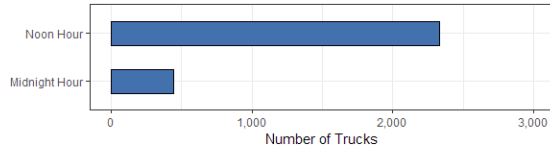
Comparison of ODOT Class 11 Volumes in July, 2018
Cascade Locks, Eastbound (I-84)



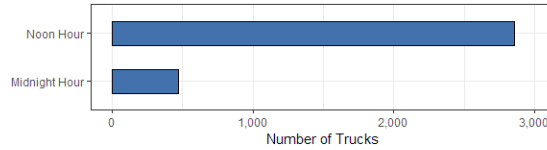
Comparison of ODOT Class 11 Volumes in November, 2018
Cascade Locks, Eastbound (I-84)



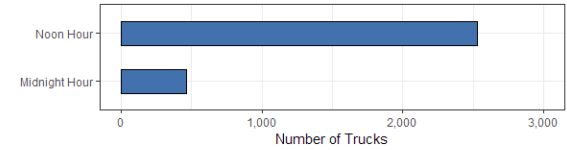
Comparison of ODOT Class 11 Volumes in April, 2018
Cascade Locks, Eastbound (I-84)



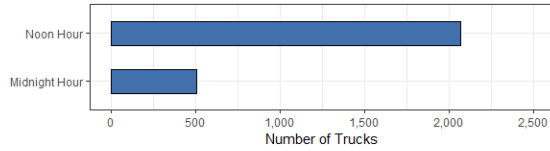
Comparison of ODOT Class 11 Volumes in August, 2018
Cascade Locks, Eastbound (I-84)



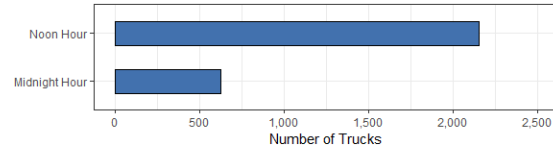
Comparison of ODOT Class 11 Volumes in December, 2018
Cascade Locks, Eastbound (I-84)



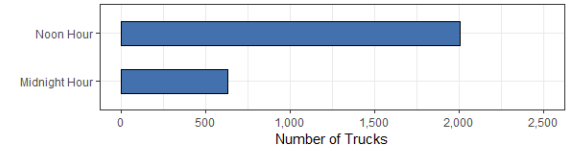
Comparison of ODOT Class 11 Volumes in January, 2015
Wyeth, Westbound (I-84)



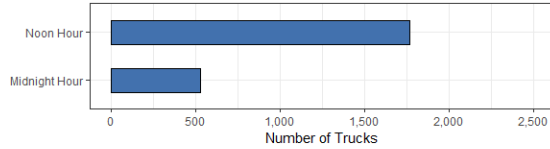
Comparison of ODOT Class 11 Volumes in May, 2015
Wyeth, Westbound (I-84)



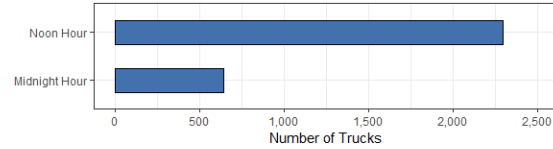
Comparison of ODOT Class 11 Volumes in September, 2015
Wyeth, Westbound (I-84)



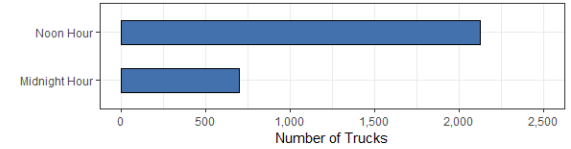
Comparison of ODOT Class 11 Volumes in February, 2015
Wyeth, Westbound (I-84)



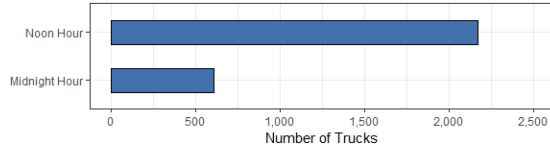
Comparison of ODOT Class 11 Volumes in June, 2015
Wyeth, Westbound (I-84)



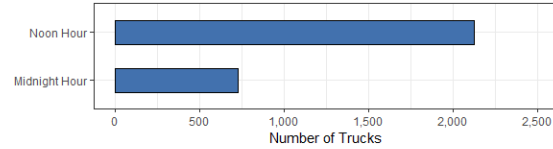
Comparison of ODOT Class 11 Volumes in October, 2015
Wyeth, Westbound (I-84)



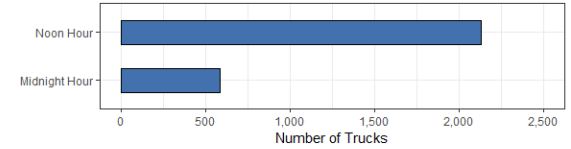
Comparison of ODOT Class 11 Volumes in March, 2015
Wyeth, Westbound (I-84)



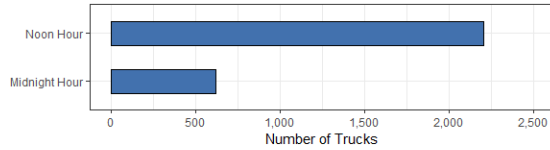
Comparison of ODOT Class 11 Volumes in July, 2015
Wyeth, Westbound (I-84)



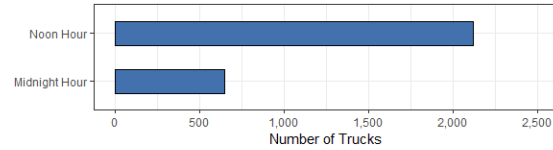
Comparison of ODOT Class 11 Volumes in November, 2015
Wyeth, Westbound (I-84)



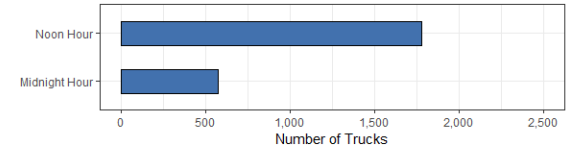
Comparison of ODOT Class 11 Volumes in April, 2015
Wyeth, Westbound (I-84)



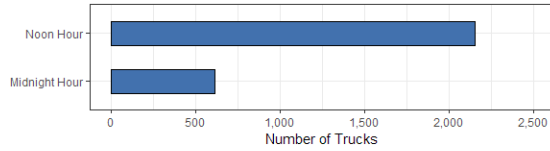
Comparison of ODOT Class 11 Volumes in August, 2015
Wyeth, Westbound (I-84)



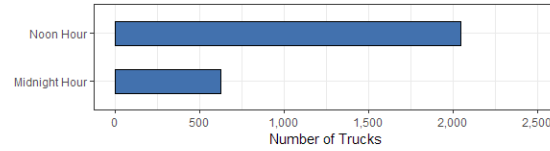
Comparison of ODOT Class 11 Volumes in December, 2015
Wyeth, Westbound (I-84)



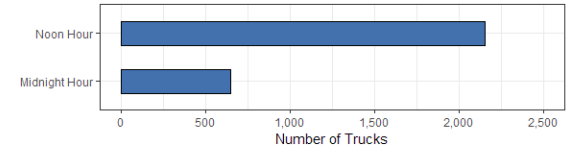
Comparison of ODOT Class 11 Volumes in January, 2016
Wyeth, Westbound (I-84)



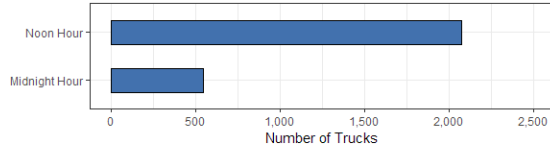
Comparison of ODOT Class 11 Volumes in May, 2016
Wyeth, Westbound (I-84)



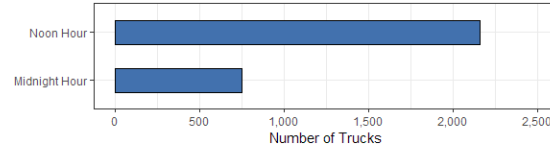
Comparison of ODOT Class 11 Volumes in September, 2016
Wyeth, Westbound (I-84)



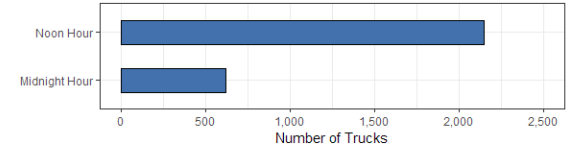
Comparison of ODOT Class 11 Volumes in February, 2016
Wyeth, Westbound (I-84)



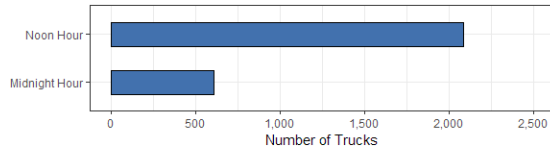
Comparison of ODOT Class 11 Volumes in June, 2016
Wyeth, Westbound (I-84)



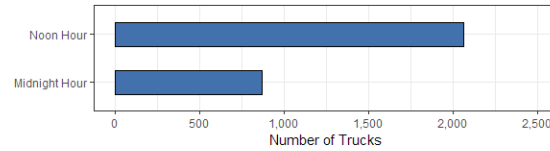
Comparison of ODOT Class 11 Volumes in October, 2016
Wyeth, Westbound (I-84)



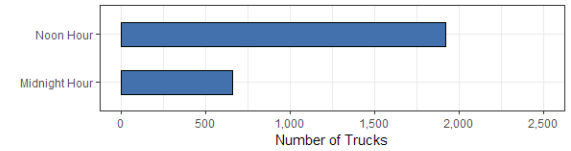
Comparison of ODOT Class 11 Volumes in March, 2016
Wyeth, Westbound (I-84)



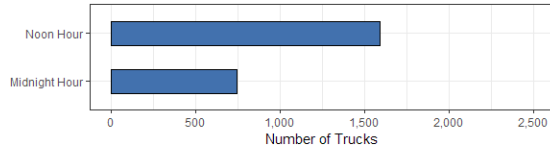
Comparison of ODOT Class 11 Volumes in July, 2016
Wyeth, Westbound (I-84)



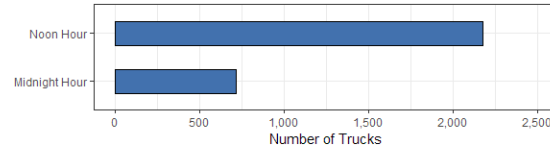
Comparison of ODOT Class 11 Volumes in November, 2016
Wyeth, Westbound (I-84)



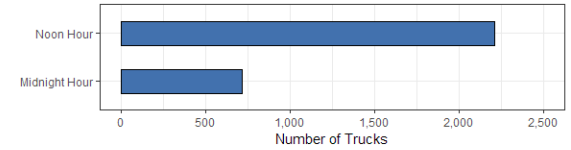
Comparison of ODOT Class 11 Volumes in April, 2016
Wyeth, Westbound (I-84)



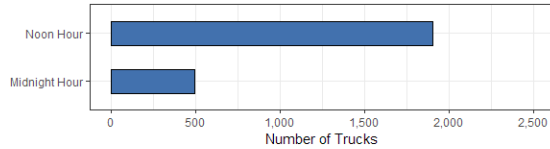
Comparison of ODOT Class 11 Volumes in August, 2016
Wyeth, Westbound (I-84)



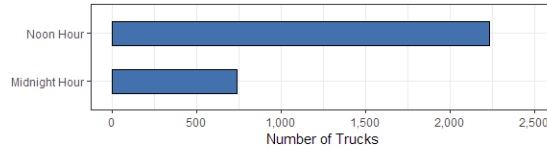
Comparison of ODOT Class 11 Volumes in December, 2016
Wyeth, Westbound (I-84)



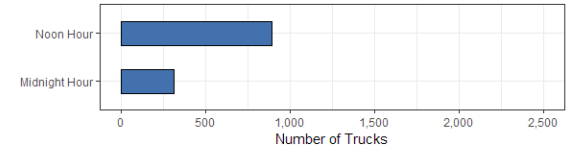
Comparison of ODOT Class 11 Volumes in January, 2017
Wyeth, Westbound (I-84)



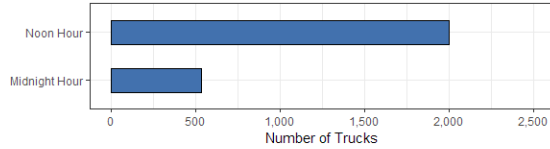
Comparison of ODOT Class 11 Volumes in May, 2017
Wyeth, Westbound (I-84)



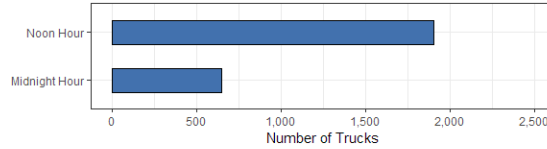
Comparison of ODOT Class 11 Volumes in September, 2017
Wyeth, Westbound (I-84)



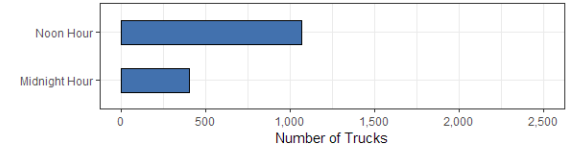
Comparison of ODOT Class 11 Volumes in February, 2017
Wyeth, Westbound (I-84)



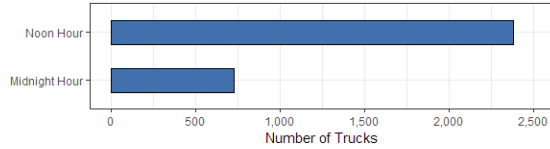
Comparison of ODOT Class 11 Volumes in June, 2017
Wyeth, Westbound (I-84)



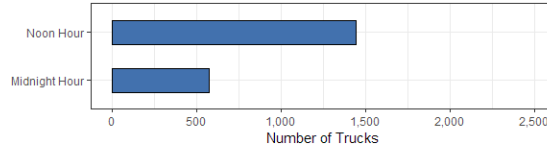
Comparison of ODOT Class 11 Volumes in October, 2017
Wyeth, Westbound (I-84)



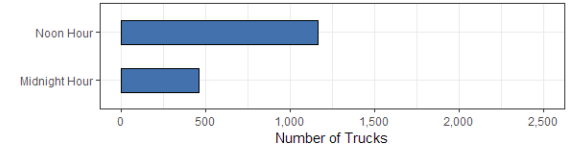
Comparison of ODOT Class 11 Volumes in March, 2017
Wyeth, Westbound (I-84)



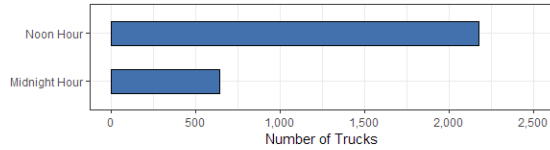
Comparison of ODOT Class 11 Volumes in July, 2017
Wyeth, Westbound (I-84)



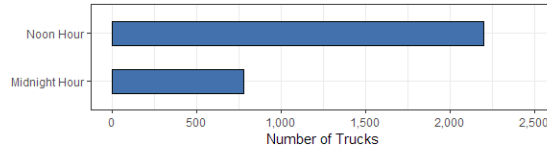
Comparison of ODOT Class 11 Volumes in November, 2017
Wyeth, Westbound (I-84)



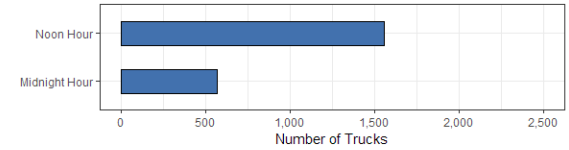
Comparison of ODOT Class 11 Volumes in April, 2017
Wyeth, Westbound (I-84)



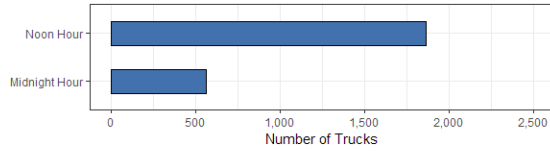
Comparison of ODOT Class 11 Volumes in August, 2017
Wyeth, Westbound (I-84)



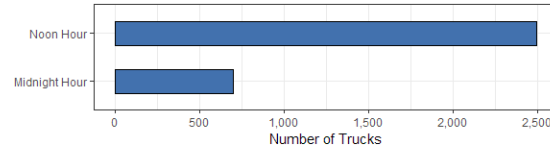
Comparison of ODOT Class 11 Volumes in December, 2017
Wyeth, Westbound (I-84)



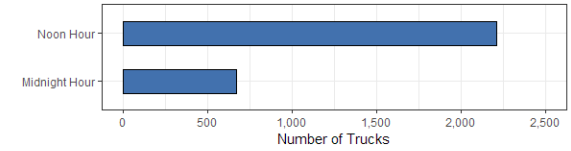
Comparison of ODOT Class 11 Volumes in January, 2018
Wyeth, Westbound (I-84)



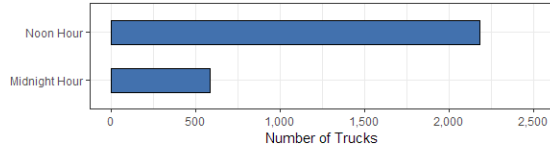
Comparison of ODOT Class 11 Volumes in May, 2018
Wyeth, Westbound (I-84)



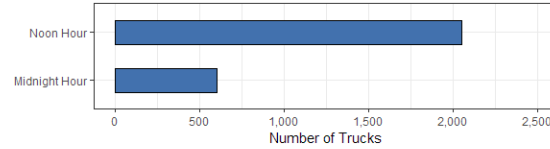
Comparison of ODOT Class 11 Volumes in September, 2018
Wyeth, Westbound (I-84)



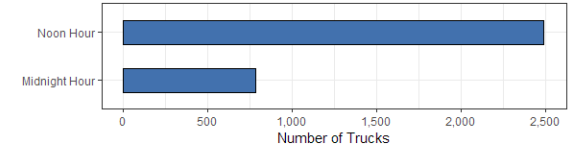
Comparison of ODOT Class 11 Volumes in February, 2018
Wyeth, Westbound (I-84)



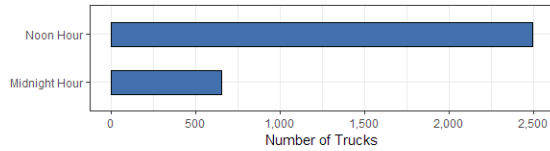
Comparison of ODOT Class 11 Volumes in June, 2018
Wyeth, Westbound (I-84)



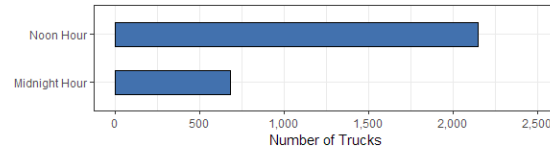
Comparison of ODOT Class 11 Volumes in October, 2018
Wyeth, Westbound (I-84)



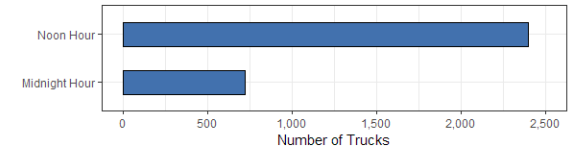
Comparison of ODOT Class 11 Volumes in March, 2018
Wyeth, Westbound (I-84)



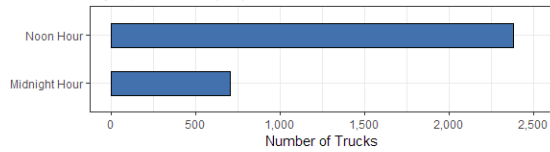
Comparison of ODOT Class 11 Volumes in July, 2018
Wyeth, Westbound (I-84)



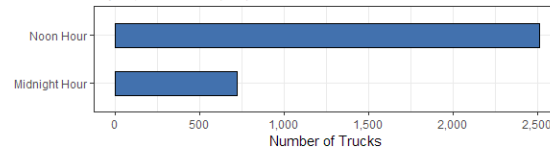
Comparison of ODOT Class 11 Volumes in November, 2018
Wyeth, Westbound (I-84)



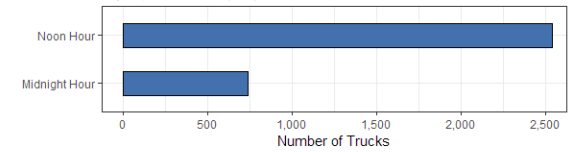
Comparison of ODOT Class 11 Volumes in April, 2018
Wyeth, Westbound (I-84)



Comparison of ODOT Class 11 Volumes in August, 2018
Wyeth, Westbound (I-84)



Comparison of ODOT Class 11 Volumes in December, 2018
Wyeth, Westbound (I-84)



La Grande, Eastbound (I-84)



La Grande, Eastbound (I-84)



La Grande, Eastbound (I-84)



La Grande, Eastbound (I-84)



La Grande, Eastbound (I-84)



La Grande, Eastbound (I-84)



La Grande, Eastbound (I-84)



La Grande, Eastbound (I-84)



La Grande, Eastbound (I-84)



La Grande, Eastbound (I-84)



La Grande, Eastbound (I-84)



La Grande, Eastbound (I-84)



La Grande, Eastbound (I-84)



La Grande, Eastbound (I-84)



La Grande, Eastbound (I-84)



La Grande, Eastbound (I-84)



La Grande, Eastbound (I-84)



La Grande, Eastbound (I-84)



La Grande, Eastbound (I-84)



La Grande, Eastbound (I-84)



La Grande, Eastbound (I-84)



La Grande, Eastbound (I-84)



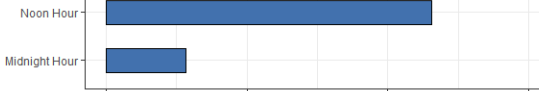
La Grande, Eastbound (I-84)



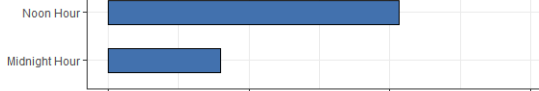
La Grande, Eastbound (I-84)




La Grande, Eastbound (I-84)



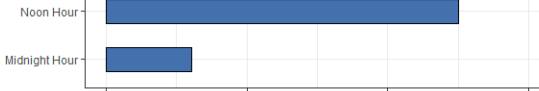
La Grande, Eastbound (I-84)



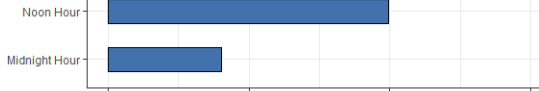
La Grande, Eastbound (I-84)




La Grande, Eastbound (I-84)




La Grande, Eastbound (I-84)



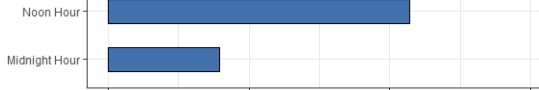
La Grande, Eastbound (I-84)



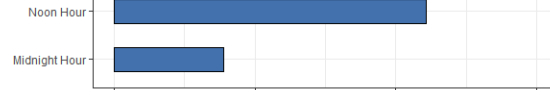
La Grande, Eastbound (I-84)




La Grande, Eastbound (I-84)




La Grande, Eastbound (I-84)




La Grande, Eastbound (I-84)



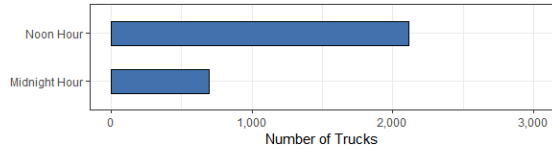
La Grande, Eastbound (I-84)



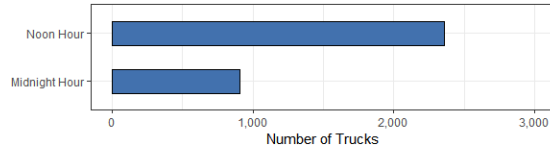
La Grande, Eastbound (I-84)



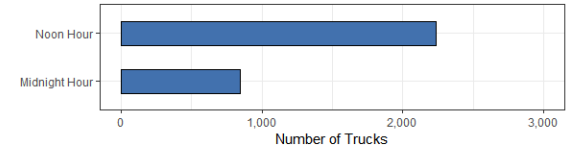
Comparison of ODOT Class 11 Volumes in January, 2018
La Grande, Eastbound (I-84)



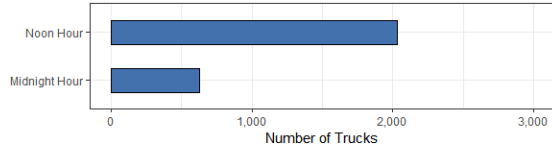
Comparison of ODOT Class 11 Volumes in May, 2018
La Grande, Eastbound (I-84)



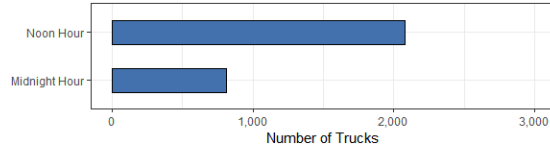
Comparison of ODOT Class 11 Volumes in September, 2018
La Grande, Eastbound (I-84)



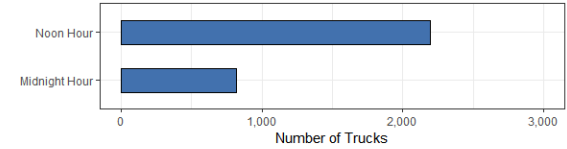
Comparison of ODOT Class 11 Volumes in February, 2018
La Grande, Eastbound (I-84)



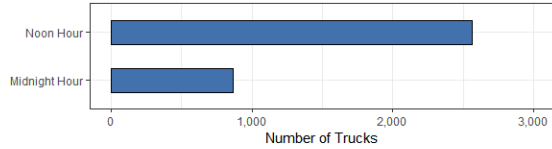
Comparison of ODOT Class 11 Volumes in June, 2018
La Grande, Eastbound (I-84)



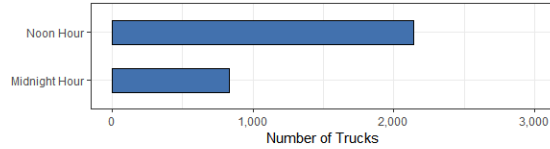
Comparison of ODOT Class 11 Volumes in October, 2018
La Grande, Eastbound (I-84)



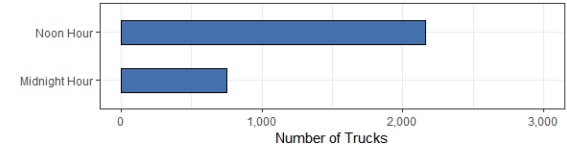
Comparison of ODOT Class 11 Volumes in March, 2018
La Grande, Eastbound (I-84)



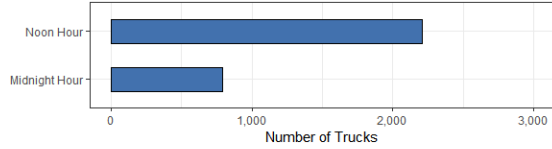
Comparison of ODOT Class 11 Volumes in July, 2018
La Grande, Eastbound (I-84)



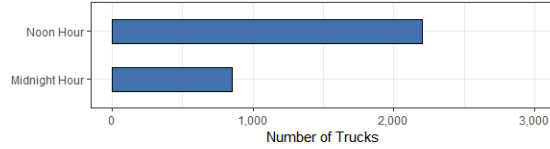
Comparison of ODOT Class 11 Volumes in November, 2018
La Grande, Eastbound (I-84)



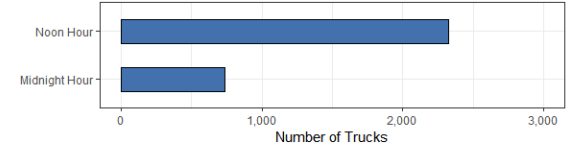
Comparison of ODOT Class 11 Volumes in April, 2018
La Grande, Eastbound (I-84)



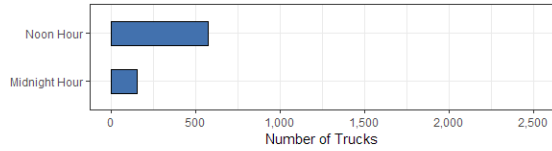
Comparison of ODOT Class 11 Volumes in August, 2018
La Grande, Eastbound (I-84)



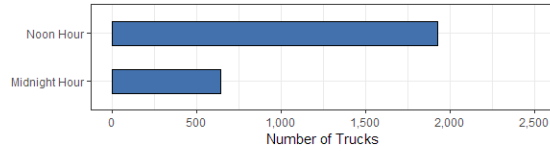
Comparison of ODOT Class 11 Volumes in December, 2018
La Grande, Eastbound (I-84)



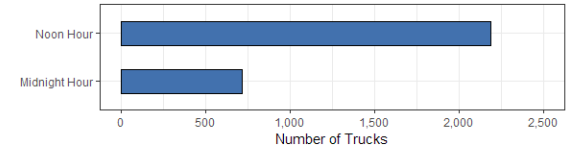
Comparison of ODOT Class 11 Volumes in January, 2015
Emigrant Hill, Westbound (I-84)



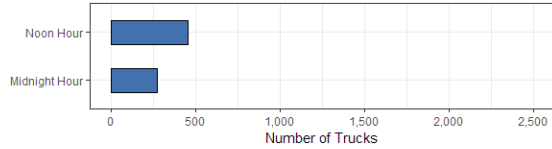
Comparison of ODOT Class 11 Volumes in May, 2015
Emigrant Hill, Westbound (I-84)



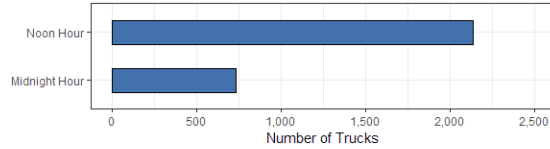
Comparison of ODOT Class 11 Volumes in September, 2015
Emigrant Hill, Westbound (I-84)



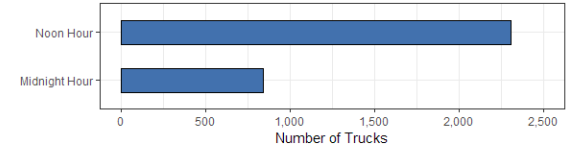
Comparison of ODOT Class 11 Volumes in February, 2015
Emigrant Hill, Westbound (I-84)



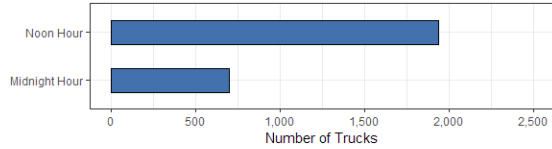
Comparison of ODOT Class 11 Volumes in June, 2015
Emigrant Hill, Westbound (I-84)



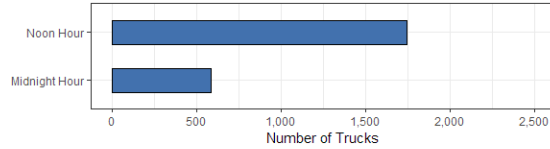
Comparison of ODOT Class 11 Volumes in October, 2015
Emigrant Hill, Westbound (I-84)



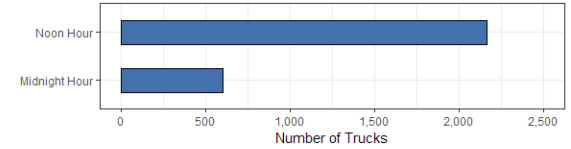
Comparison of ODOT Class 11 Volumes in March, 2015
Emigrant Hill, Westbound (I-84)



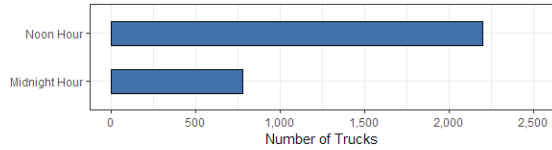
Comparison of ODOT Class 11 Volumes in July, 2015
Emigrant Hill, Westbound (I-84)



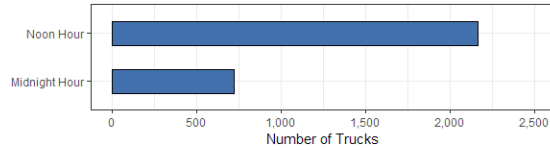
Comparison of ODOT Class 11 Volumes in November, 2015
Emigrant Hill, Westbound (I-84)



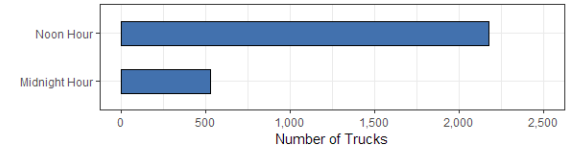
Comparison of ODOT Class 11 Volumes in April, 2015
Emigrant Hill, Westbound (I-84)



Comparison of ODOT Class 11 Volumes in August, 2015
Emigrant Hill, Westbound (I-84)



Comparison of ODOT Class 11 Volumes in December, 2015
Emigrant Hill, Westbound (I-84)



--	--	--	--



--	--	--	--



--	--	--	--



--	--	--	--



--	--	--	--



--	--	--	--



--	--	--	--



--	--	--	--



--	--	--	--



--	--	--	--



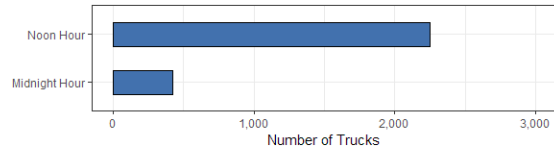
--	--	--	--



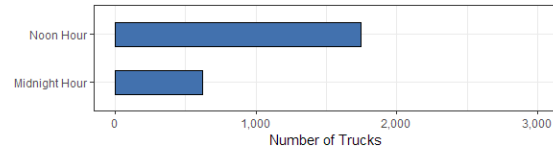
--	--	--	--



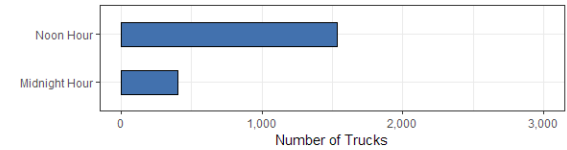
Comparison of ODOT Class 11 Volumes in January, 2017
Emigrant Hill, Westbound (I-84)



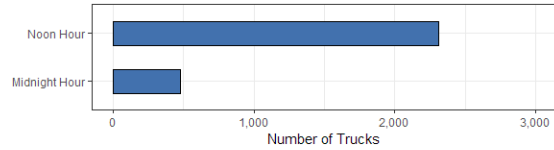
Comparison of ODOT Class 11 Volumes in June, 2017
Emigrant Hill, Westbound (I-84)



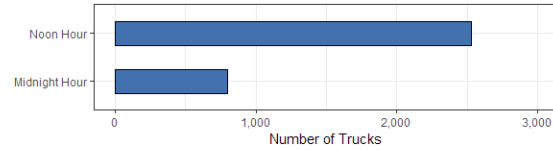
Comparison of ODOT Class 11 Volumes in September, 2017
Emigrant Hill, Westbound (I-84)



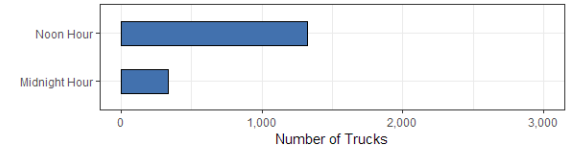
Comparison of ODOT Class 11 Volumes in February, 2017
Emigrant Hill, Westbound (I-84)



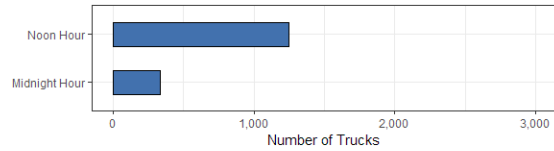
Comparison of ODOT Class 11 Volumes in July, 2017
Emigrant Hill, Westbound (I-84)



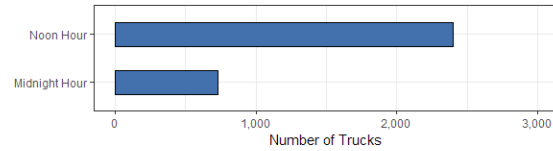
Comparison of ODOT Class 11 Volumes in December, 2017
Emigrant Hill, Westbound (I-84)



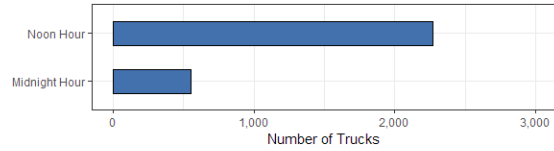
Comparison of ODOT Class 11 Volumes in March, 2017
Emigrant Hill, Westbound (I-84)



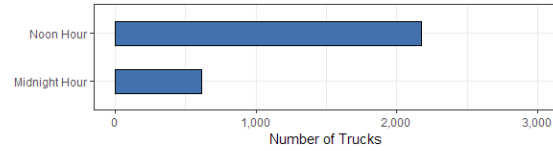
Comparison of ODOT Class 11 Volumes in August, 2017
Emigrant Hill, Westbound (I-84)



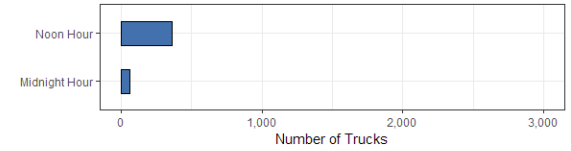
Comparison of ODOT Class 11 Volumes in January, 2018
Emigrant Hill, Westbound (I-84)



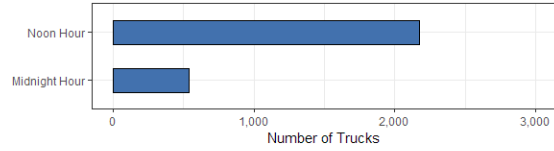
Comparison of ODOT Class 11 Volumes in May, 2018
Emigrant Hill, Westbound (I-84)



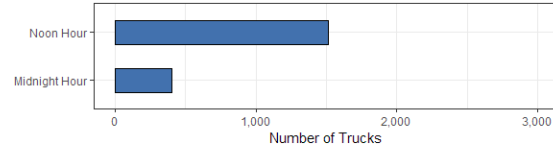
Comparison of ODOT Class 11 Volumes in October, 2018
Emigrant Hill, Westbound (I-84)



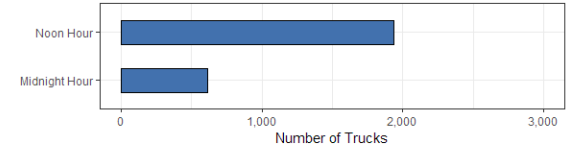
Comparison of ODOT Class 11 Volumes in February, 2018
Emigrant Hill, Westbound (I-84)



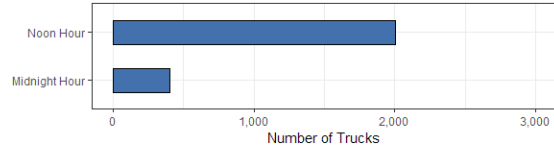
Comparison of ODOT Class 11 Volumes in June, 2018
Emigrant Hill, Westbound (I-84)



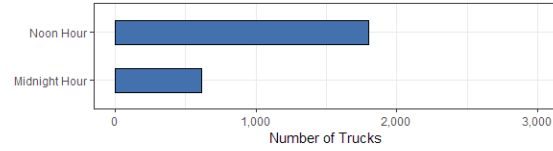
Comparison of ODOT Class 11 Volumes in November, 2018
Emigrant Hill, Westbound (I-84)



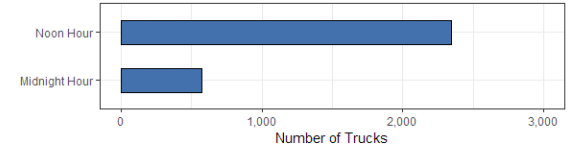
Comparison of ODOT Class 11 Volumes in March, 2018
Emigrant Hill, Westbound (I-84)



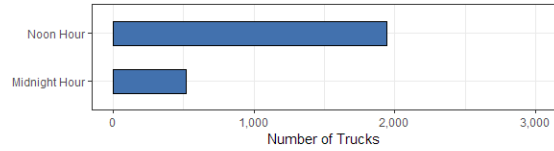
Comparison of ODOT Class 11 Volumes in July, 2018
Emigrant Hill, Westbound (I-84)



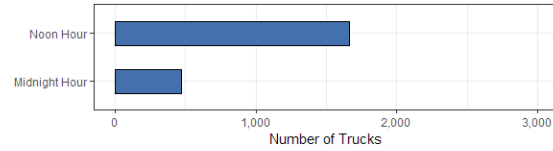
Comparison of ODOT Class 11 Volumes in December, 2018
Emigrant Hill, Westbound (I-84)



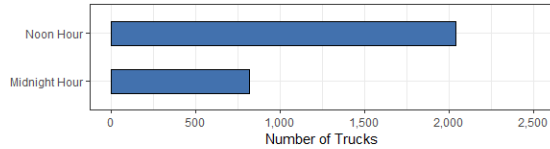
Comparison of ODOT Class 11 Volumes in April, 2018
Emigrant Hill, Westbound (I-84)



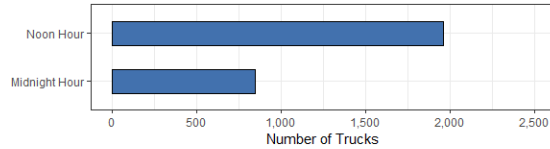
Comparison of ODOT Class 11 Volumes in August, 2018
Emigrant Hill, Westbound (I-84)



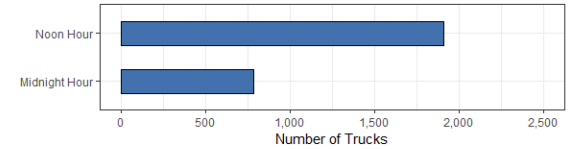
Comparison of ODOT Class 11 Volumes in January, 2015
Olds Ferry, Eastbound (I-84)



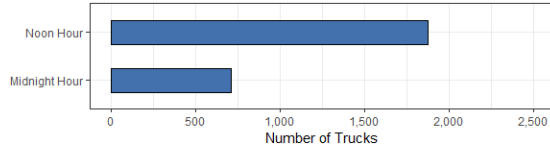
Comparison of ODOT Class 11 Volumes in May, 2015
Olds Ferry, Eastbound (I-84)



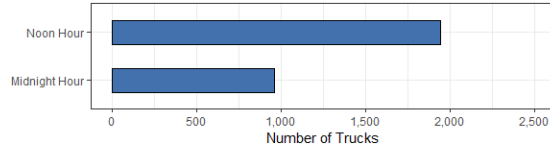
Comparison of ODOT Class 11 Volumes in September, 2015
Olds Ferry, Eastbound (I-84)



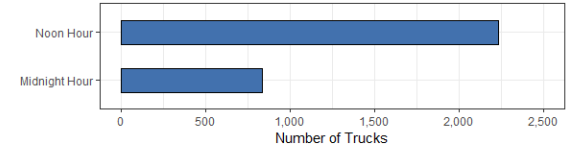
Comparison of ODOT Class 11 Volumes in February, 2015
Olds Ferry, Eastbound (I-84)



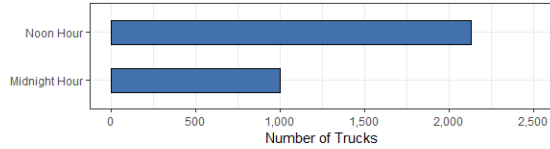
Comparison of ODOT Class 11 Volumes in June, 2015
Olds Ferry, Eastbound (I-84)



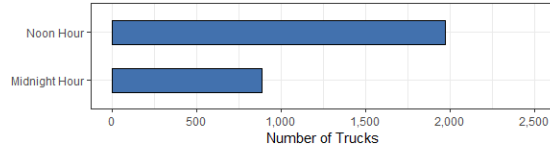
Comparison of ODOT Class 11 Volumes in October, 2015
Olds Ferry, Eastbound (I-84)



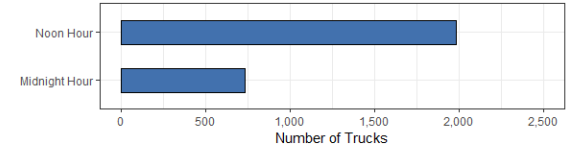
Comparison of ODOT Class 11 Volumes in March, 2015
Olds Ferry, Eastbound (I-84)



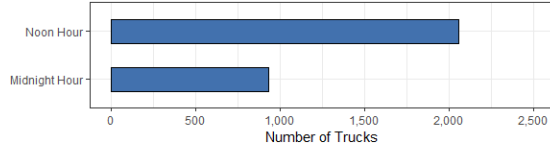
Comparison of ODOT Class 11 Volumes in July, 2015
Olds Ferry, Eastbound (I-84)



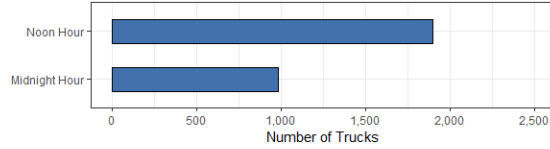
Comparison of ODOT Class 11 Volumes in November, 2015
Olds Ferry, Eastbound (I-84)



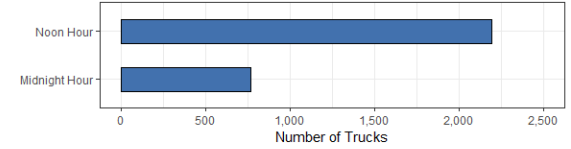
Comparison of ODOT Class 11 Volumes in April, 2015
Olds Ferry, Eastbound (I-84)



Comparison of ODOT Class 11 Volumes in August, 2015
Olds Ferry, Eastbound (I-84)



Comparison of ODOT Class 11 Volumes in December, 2015
Olds Ferry, Eastbound (I-84)



A horizontal bar chart comparing the number of trucks for two time periods: Noon Hour and Midnight Hour. The x-axis is labeled 'Number of Trucks' and ranges from 0 to 2,500 with major grid lines every 500 units. The 'Noon Hour' bar extends to approximately 2,550, while the 'Midnight Hour' bar extends to approximately 700.

Time Period	Number of Trucks
Noon Hour	2,550
Midnight Hour	700

A horizontal bar chart comparing the number of trucks for two time periods: Noon Hour and Midnight Hour. The x-axis is labeled 'Number of Trucks' and ranges from 0 to 2,500 with major grid lines every 500 units. The 'Noon Hour' bar is blue and extends to approximately 2,100. The 'Midnight Hour' bar is also blue and extends to approximately 850.

Time Period	Number of Trucks
Noon Hour	~2,100
Midnight Hour	~850

A horizontal bar chart with 'Number of Trucks' on the x-axis and two categories on the y-axis: 'Noon Hour' and 'Midnight Hour'. The x-axis has major grid lines and labels at 0, 500, 1,000, 1,500, 2,000, and 2,500. The 'Noon Hour' bar is blue and extends to the 1,500 mark. The 'Midnight Hour' bar is also blue and extends to the 750 mark.

Hour	Number of Trucks
Noon Hour	1,500
Midnight Hour	750

A horizontal bar chart comparing the number of trucks for two time periods: Noon Hour and Midnight Hour. The x-axis is labeled 'Number of Trucks' and ranges from 0 to 2,500 with major grid lines every 500 units. The y-axis lists the two time periods. The bar for 'Noon Hour' extends to approximately 2,050 on the x-axis, while the bar for 'Midnight Hour' extends to approximately 750.

Time Period	Number of Trucks
Noon Hour	2,050
Midnight Hour	750

A horizontal bar chart with 'Number of Trucks' on the x-axis and two categories on the y-axis: 'Noon Hour' and 'Midnight Hour'. The x-axis has major tick marks at 0, 500, 1,000, 1,500, 2,000, and 2,500. The 'Noon Hour' bar is blue and extends to approximately 1,950. The 'Midnight Hour' bar is also blue and extends to approximately 900.

Hour	Number of Trucks
Noon Hour	1,950
Midnight Hour	900

A horizontal bar chart comparing the number of trucks for two time periods: Noon Hour and Midnight Hour. The x-axis is labeled 'Number of Trucks' and ranges from 0 to 2,500 with major grid lines every 500 units. The 'Noon Hour' bar is blue and extends to approximately 2,200. The 'Midnight Hour' bar is orange and extends to approximately 850.

Time Period	Number of Trucks
Noon Hour	~2,200
Midnight Hour	~850

A horizontal bar chart with 'Number of Trucks' on the x-axis and two categories on the y-axis: 'Noon Hour' and 'Midnight Hour'. The x-axis has major tick marks at 0, 500, 1,000, 1,500, 2,000, and 2,500. The 'Noon Hour' bar extends to approximately 2,350, and the 'Midnight Hour' bar extends to approximately 950.

Hour	Number of Trucks
Noon Hour	2,350
Midnight Hour	950

A horizontal bar chart with 'Number of Trucks' on the x-axis and two categories on the y-axis: 'Noon Hour' and 'Midnight Hour'. The x-axis has major tick marks at 0, 500, 1,000, 1,500, 2,000, and 2,500. The 'Noon Hour' bar extends to approximately 1,950 on the x-axis. The 'Midnight Hour' bar extends to approximately 800 on the x-axis.

Hour	Number of Trucks
Noon Hour	1,950
Midnight Hour	800

A horizontal bar chart comparing the number of trucks for two time periods: Noon Hour and Midnight Hour. The x-axis is labeled 'Number of Trucks' and ranges from 0 to 2,500 with major grid lines every 500 units. The 'Noon Hour' bar is blue and extends to approximately 2,150. The 'Midnight Hour' bar is also blue and extends to approximately 850.

Time Period	Number of Trucks
Noon Hour	2,150
Midnight Hour	850

A horizontal bar chart comparing the number of trucks for two time periods: Noon Hour and Midnight Hour. The x-axis is labeled 'Number of Trucks' and ranges from 0 to 2,500 with major grid lines every 500 units. The 'Noon Hour' bar is blue and extends to approximately 2,200. The 'Midnight Hour' bar is also blue and extends to approximately 950.

Time Period	Number of Trucks
Noon Hour	~2,200
Midnight Hour	~950

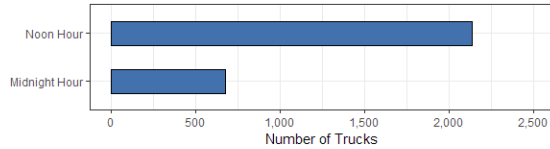
A horizontal bar chart with 'Number of Trucks' on the x-axis and two categories on the y-axis: 'Noon Hour' and 'Midnight Hour'. The x-axis has major tick marks at 0, 500, 1,000, 1,500, 2,000, and 2,500. The 'Noon Hour' bar extends to approximately 1,800 on the x-axis. The 'Midnight Hour' bar extends to approximately 800 on the x-axis.

Hour	Number of Trucks
Noon Hour	1,800
Midnight Hour	800

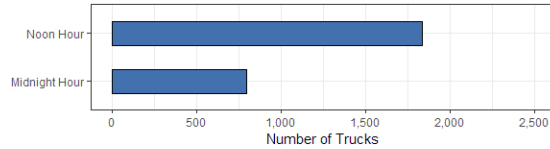
A horizontal bar chart comparing the number of trucks for two time periods: Noon Hour and Midnight Hour. The x-axis is labeled 'Number of Trucks' and ranges from 0 to 2,500 with major grid lines every 500 units. The 'Noon Hour' bar is blue and extends to approximately 2,200. The 'Midnight Hour' bar is also blue and extends to approximately 850.

Time Period	Number of Trucks
Noon Hour	~2,200
Midnight Hour	~850

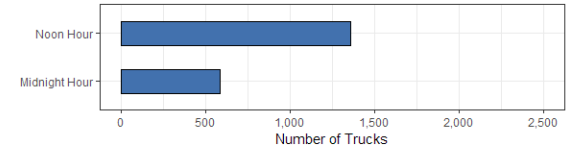
Comparison of ODOT Class 11 Volumes in January, 2017
Olds Ferry, Eastbound (I-84)



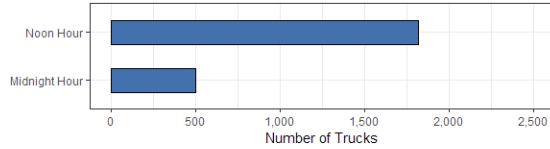
Comparison of ODOT Class 11 Volumes in May, 2017
Olds Ferry, Eastbound (I-84)



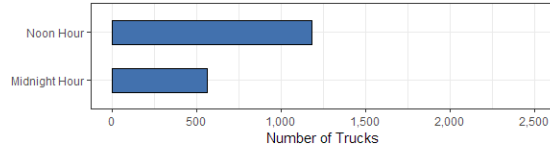
Comparison of ODOT Class 11 Volumes in September, 2017
Olds Ferry, Eastbound (I-84)



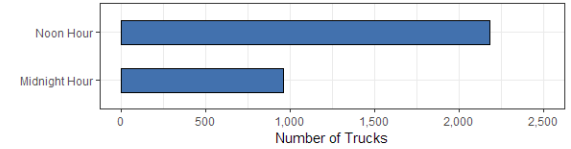
Comparison of ODOT Class 11 Volumes in February, 2017
Olds Ferry, Eastbound (I-84)



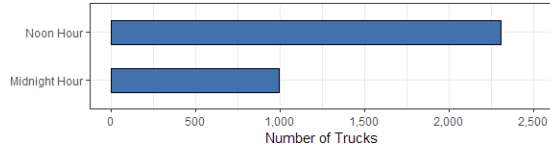
Comparison of ODOT Class 11 Volumes in June, 2017
Olds Ferry, Eastbound (I-84)



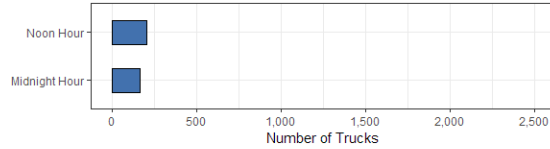
Comparison of ODOT Class 11 Volumes in October, 2017
Olds Ferry, Eastbound (I-84)



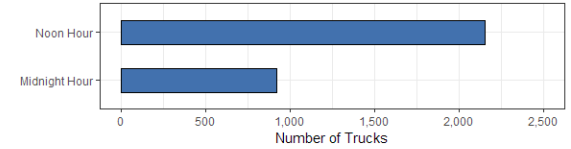
Comparison of ODOT Class 11 Volumes in March, 2017
Olds Ferry, Eastbound (I-84)



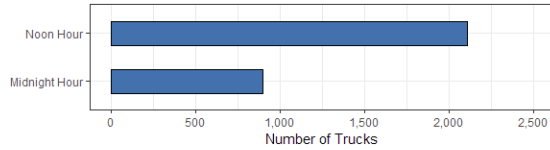
Comparison of ODOT Class 11 Volumes in July, 2017
Olds Ferry, Eastbound (I-84)



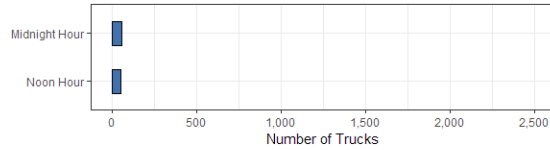
Comparison of ODOT Class 11 Volumes in November, 2017
Olds Ferry, Eastbound (I-84)



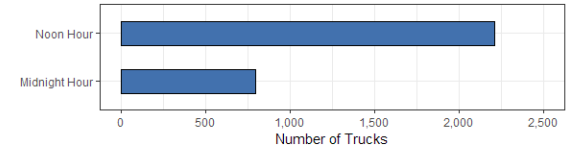
Comparison of ODOT Class 11 Volumes in April, 2017
Olds Ferry, Eastbound (I-84)



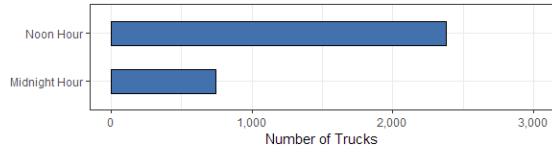
Comparison of ODOT Class 11 Volumes in August, 2017
Olds Ferry, Eastbound (I-84)



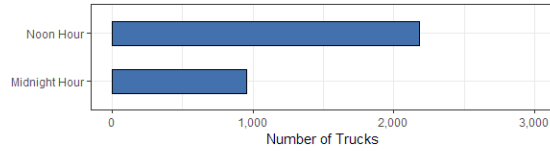
Comparison of ODOT Class 11 Volumes in December, 2017
Olds Ferry, Eastbound (I-84)



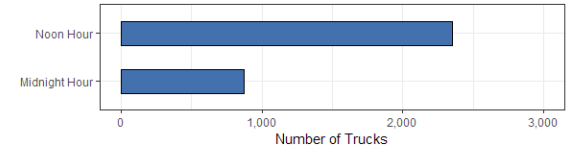
Comparison of ODOT Class 11 Volumes in January, 2018
Olds Ferry, Eastbound (I-84)



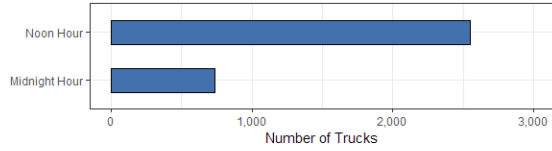
Comparison of ODOT Class 11 Volumes in May, 2018
Olds Ferry, Eastbound (I-84)



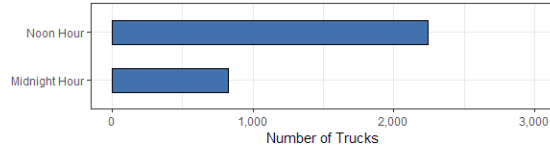
Comparison of ODOT Class 11 Volumes in September, 2018
Olds Ferry, Eastbound (I-84)



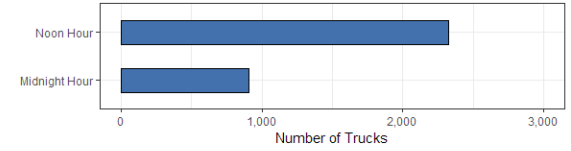
Comparison of ODOT Class 11 Volumes in February, 2018
Olds Ferry, Eastbound (I-84)



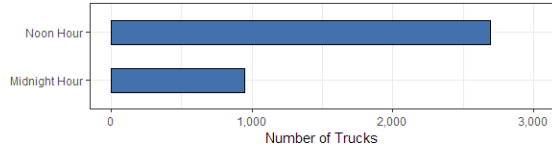
Comparison of ODOT Class 11 Volumes in June, 2018
Olds Ferry, Eastbound (I-84)



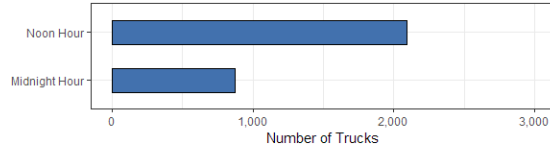
Comparison of ODOT Class 11 Volumes in October, 2018
Olds Ferry, Eastbound (I-84)



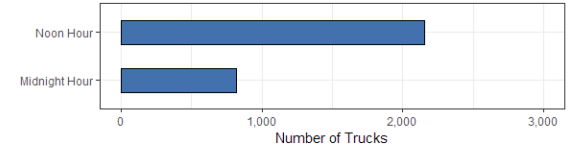
Comparison of ODOT Class 11 Volumes in March, 2018
Olds Ferry, Eastbound (I-84)



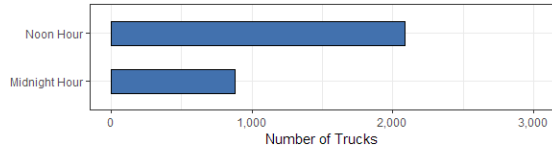
Comparison of ODOT Class 11 Volumes in July, 2018
Olds Ferry, Eastbound (I-84)



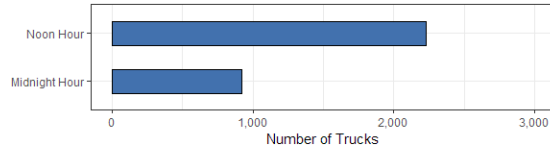
Comparison of ODOT Class 11 Volumes in November, 2018
Olds Ferry, Eastbound (I-84)



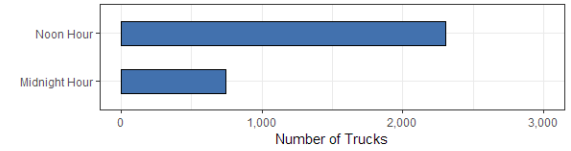
Comparison of ODOT Class 11 Volumes in April, 2018
Olds Ferry, Eastbound (I-84)



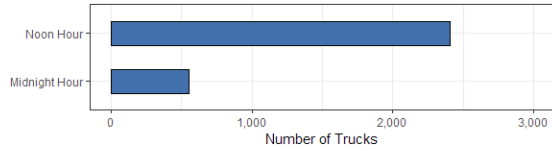
Comparison of ODOT Class 11 Volumes in August, 2018
Olds Ferry, Eastbound (I-84)



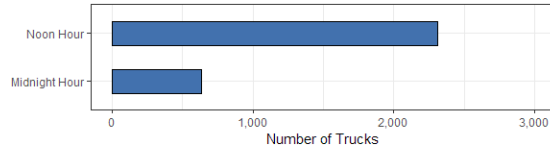
Comparison of ODOT Class 11 Volumes in December, 2018
Olds Ferry, Eastbound (I-84)



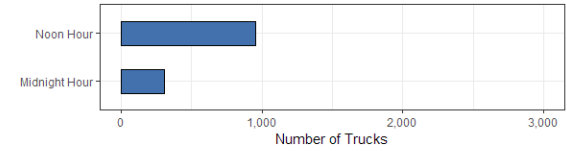
Comparison of ODOT Class 11 Volumes in January, 2015
Farewell Bend, Westbound (I-84)



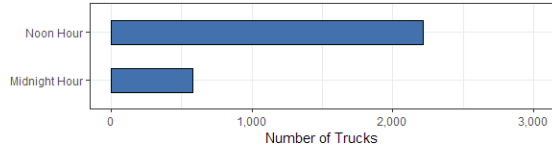
Comparison of ODOT Class 11 Volumes in May, 2015
Farewell Bend, Westbound (I-84)



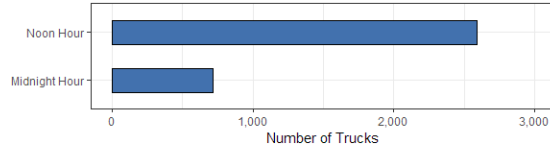
Comparison of ODOT Class 11 Volumes in September, 2015
Farewell Bend, Westbound (I-84)



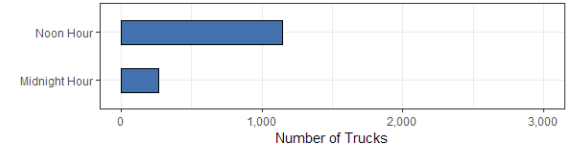
Comparison of ODOT Class 11 Volumes in February, 2015
Farewell Bend, Westbound (I-84)



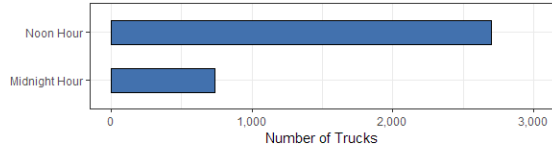
Comparison of ODOT Class 11 Volumes in June, 2015
Farewell Bend, Westbound (I-84)



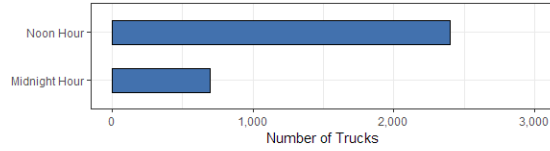
Comparison of ODOT Class 11 Volumes in October, 2015
Farewell Bend, Westbound (I-84)



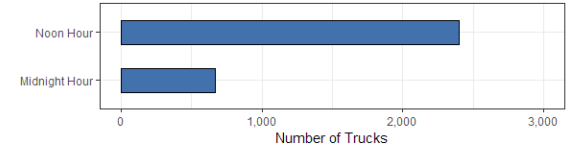
Comparison of ODOT Class 11 Volumes in March, 2015
Farewell Bend, Westbound (I-84)



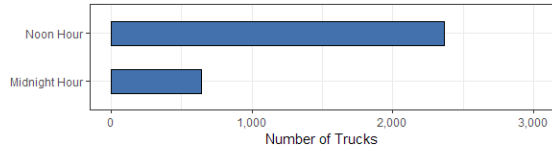
Comparison of ODOT Class 11 Volumes in July, 2015
Farewell Bend, Westbound (I-84)



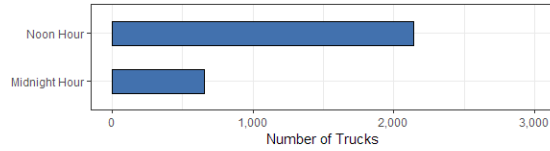
Comparison of ODOT Class 11 Volumes in November, 2015
Farewell Bend, Westbound (I-84)



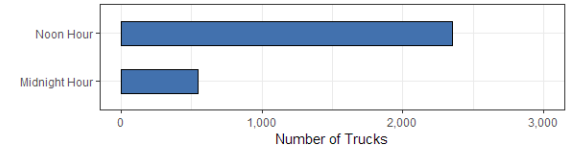
Comparison of ODOT Class 11 Volumes in April, 2015
Farewell Bend, Westbound (I-84)



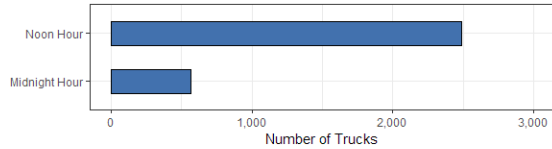
Comparison of ODOT Class 11 Volumes in August, 2015
Farewell Bend, Westbound (I-84)



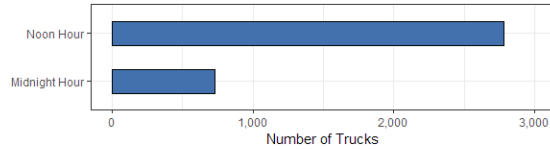
Comparison of ODOT Class 11 Volumes in December, 2015
Farewell Bend, Westbound (I-84)



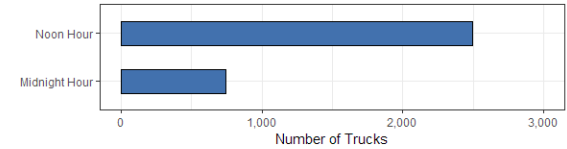
Comparison of ODOT Class 11 Volumes in January, 2016
Farewell Bend, Westbound (I-84)



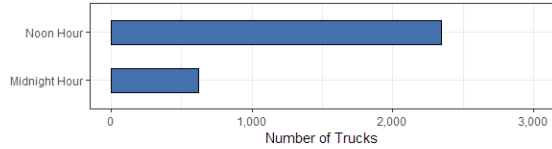
Comparison of ODOT Class 11 Volumes in May, 2016
Farewell Bend, Westbound (I-84)



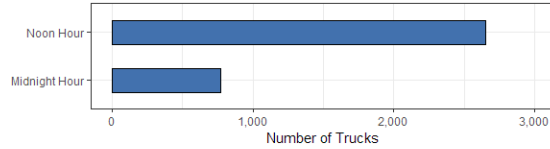
Comparison of ODOT Class 11 Volumes in September, 2016
Farewell Bend, Westbound (I-84)



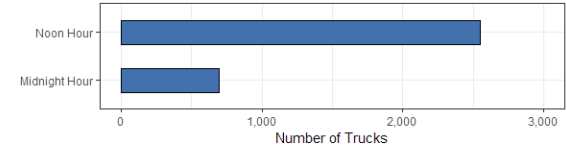
Comparison of ODOT Class 11 Volumes in February, 2016
Farewell Bend, Westbound (I-84)



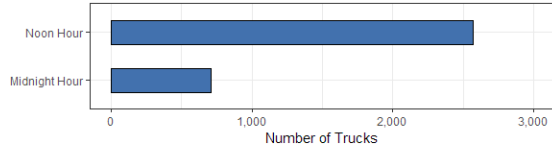
Comparison of ODOT Class 11 Volumes in June, 2016
Farewell Bend, Westbound (I-84)



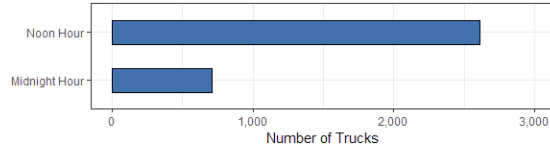
Comparison of ODOT Class 11 Volumes in October, 2016
Farewell Bend, Westbound (I-84)



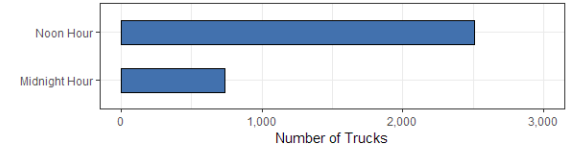
Comparison of ODOT Class 11 Volumes in March, 2016
Farewell Bend, Westbound (I-84)



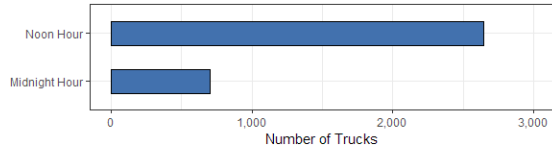
Comparison of ODOT Class 11 Volumes in July, 2016
Farewell Bend, Westbound (I-84)



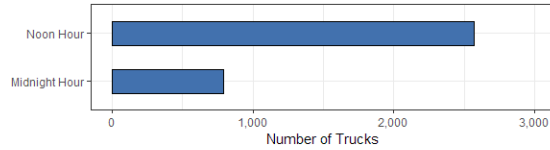
Comparison of ODOT Class 11 Volumes in November, 2016
Farewell Bend, Westbound (I-84)



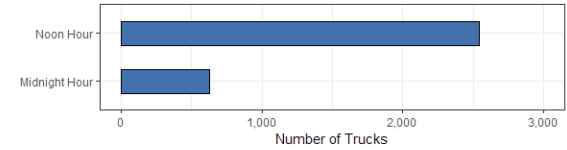
Comparison of ODOT Class 11 Volumes in April, 2016
Farewell Bend, Westbound (I-84)



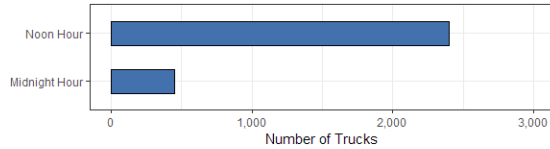
Comparison of ODOT Class 11 Volumes in August, 2016
Farewell Bend, Westbound (I-84)



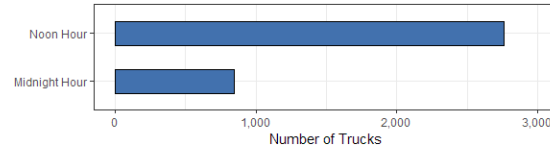
Comparison of ODOT Class 11 Volumes in December, 2016
Farewell Bend, Westbound (I-84)



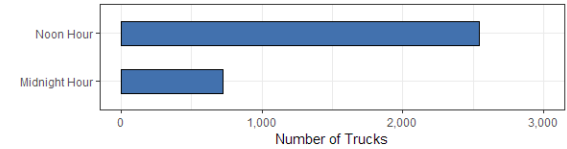
Comparison of ODOT Class 11 Volumes in January, 2017
Farewell Bend, Westbound (I-84)



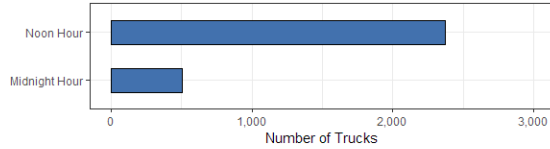
Comparison of ODOT Class 11 Volumes in May, 2017
Farewell Bend, Westbound (I-84)



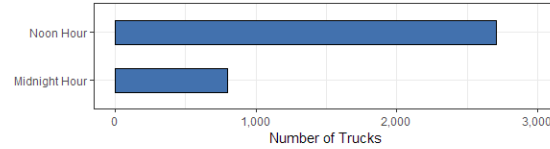
Comparison of ODOT Class 11 Volumes in September, 2017
Farewell Bend, Westbound (I-84)



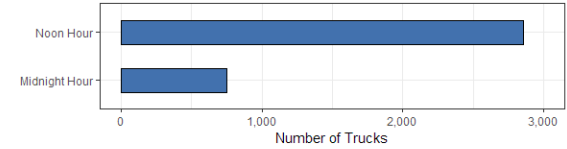
Comparison of ODOT Class 11 Volumes in February, 2017
Farewell Bend, Westbound (I-84)



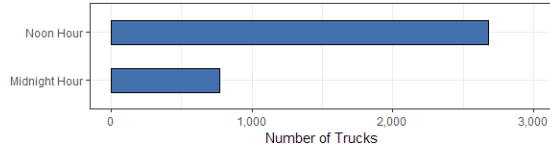
Comparison of ODOT Class 11 Volumes in June, 2017
Farewell Bend, Westbound (I-84)



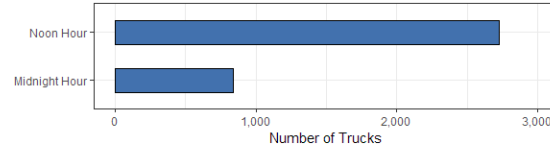
Comparison of ODOT Class 11 Volumes in October, 2017
Farewell Bend, Westbound (I-84)



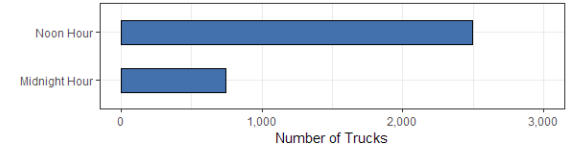
Comparison of ODOT Class 11 Volumes in March, 2017
Farewell Bend, Westbound (I-84)



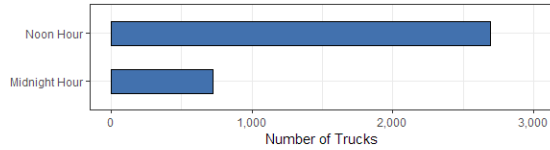
Comparison of ODOT Class 11 Volumes in July, 2017
Farewell Bend, Westbound (I-84)



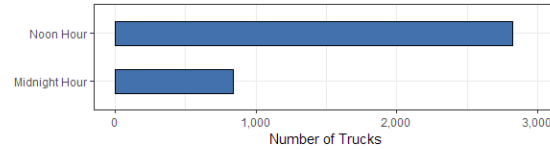
Comparison of ODOT Class 11 Volumes in November, 2017
Farewell Bend, Westbound (I-84)



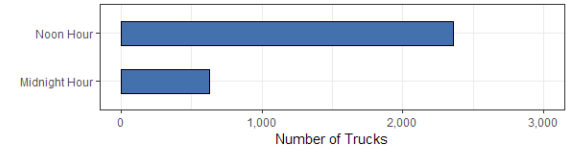
Comparison of ODOT Class 11 Volumes in April, 2017
Farewell Bend, Westbound (I-84)



Comparison of ODOT Class 11 Volumes in August, 2017
Farewell Bend, Westbound (I-84)



Comparison of ODOT Class 11 Volumes in December, 2017
Farewell Bend, Westbound (I-84)



Farewell Bend, Westbound (I-84)



Farewell Bend, Westbound (I-84)



Farewell Bend, Westbound (I-84)



Farewell Bend, Westbound (I-84)



Farewell Bend, Westbound (I-84)



Farewell Bend, Westbound (I-84)



Farewell Bend, Westbound (I-84)



Farewell Bend, Westbound (I-84)



Farewell Bend, Westbound (I-84)



Farewell Bend, Westbound (I-84)



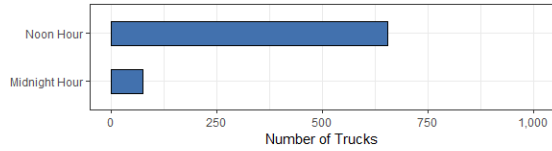
Farewell Bend, Westbound (I-84)



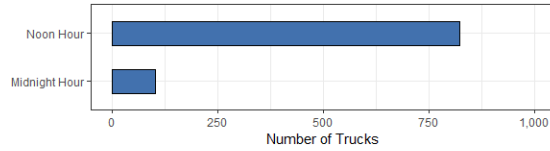
Farewell Bend, Westbound (I-84)



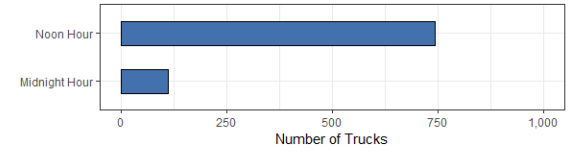
Comparison of ODOT Class 11 Volumes in January, 2015
Klamath Falls, Northbound (US-97)



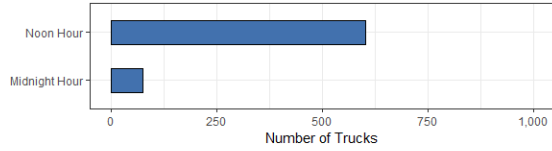
Comparison of ODOT Class 11 Volumes in May, 2015
Klamath Falls, Northbound (US-97)



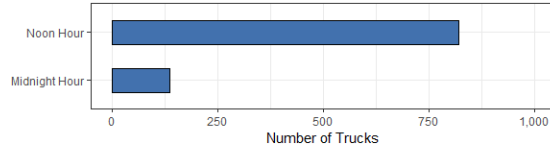
Comparison of ODOT Class 11 Volumes in September, 2015
Klamath Falls, Northbound (US-97)



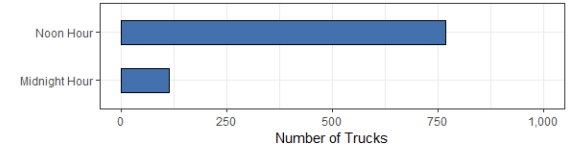
Comparison of ODOT Class 11 Volumes in February, 2015
Klamath Falls, Northbound (US-97)



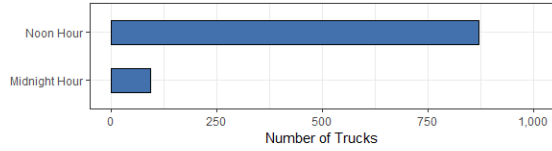
Comparison of ODOT Class 11 Volumes in June, 2015
Klamath Falls, Northbound (US-97)



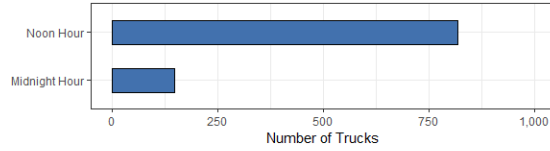
Comparison of ODOT Class 11 Volumes in October, 2015
Klamath Falls, Northbound (US-97)



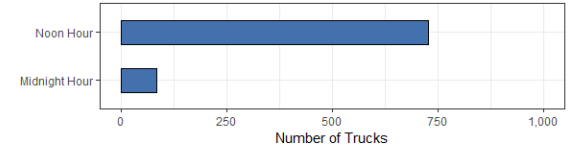
Comparison of ODOT Class 11 Volumes in March, 2015
Klamath Falls, Northbound (US-97)



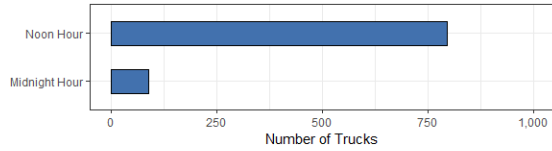
Comparison of ODOT Class 11 Volumes in July, 2015
Klamath Falls, Northbound (US-97)



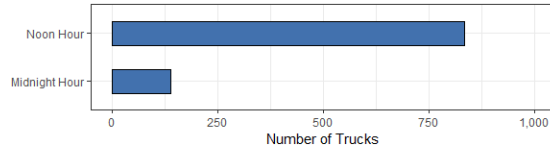
Comparison of ODOT Class 11 Volumes in November, 2015
Klamath Falls, Northbound (US-97)



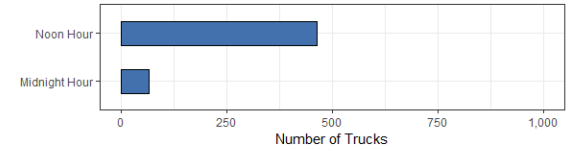
Comparison of ODOT Class 11 Volumes in April, 2015
Klamath Falls, Northbound (US-97)



Comparison of ODOT Class 11 Volumes in August, 2015
Klamath Falls, Northbound (US-97)



Comparison of ODOT Class 11 Volumes in December, 2015
Klamath Falls, Northbound (US-97)



Klamath Falls, Northbound (US-97)



Klamath Falls, Northbound (US-97)



Klamath Falls, Northbound (US-97)



Klamath Falls, Northbound (US-97)



Klamath Falls, Northbound (US-97)



Klamath Falls, Northbound (US-97)



Klamath Falls, Northbound (US-97)



Klamath Falls, Northbound (US-97)



Klamath Falls, Northbound (US-97)



Klamath Falls, Northbound (US-97)



Klamath Falls, Northbound (US-97)



Klamath Falls, Northbound (US-97)



Klamath Falls, Northbound (US-97)



Klamath Falls, Northbound (US-97)



Klamath Falls, Northbound (US-97)



Klamath Falls, Northbound (US-97)



Klamath Falls, Northbound (US-97)



Klamath Falls, Northbound (US-97)



Klamath Falls, Northbound (US-97)



Klamath Falls, Northbound (US-97)



Klamath Falls, Northbound (US-97)



Klamath Falls, Northbound (US-97)



Klamath Falls, Northbound (US-97)



Klamath Falls, Northbound (US-97)



Klamath Falls, Northbound (US-97)



Klamath Falls, Northbound (US-97)



Klamath Falls, Northbound (US-97)



Klamath Falls, Northbound (US-97)



Klamath Falls, Northbound (US-97)



Klamath Falls, Northbound (US-97)



Klamath Falls, Northbound (US-97)



Klamath Falls, Northbound (US-97)



Klamath Falls, Northbound (US-97)



Klamath Falls, Northbound (US-97)



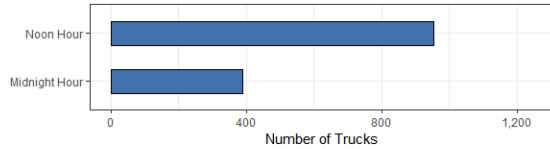
Klamath Falls, Northbound (US-97)



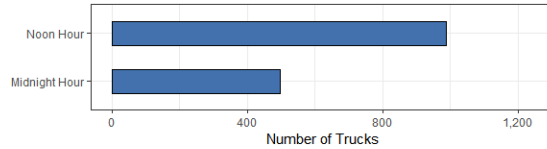
Klamath Falls, Northbound (US-97)



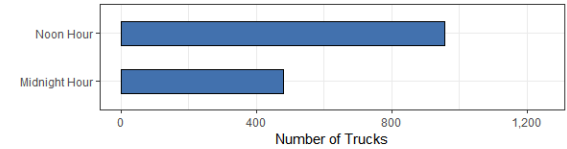
Comparison of ODOT Class 11 Volumes in January, 2015
Klamath Falls, Southbound (US-97)



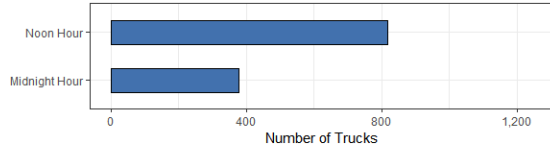
Comparison of ODOT Class 11 Volumes in May, 2015
Klamath Falls, Southbound (US-97)



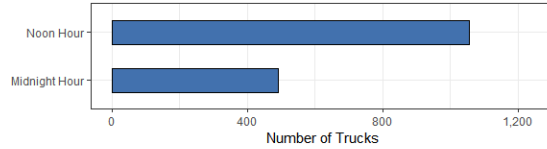
Comparison of ODOT Class 11 Volumes in September, 2015
Klamath Falls, Southbound (US-97)



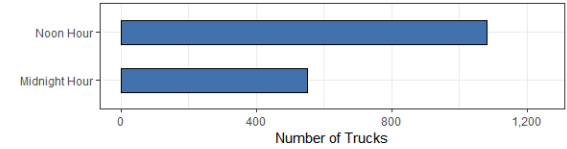
Comparison of ODOT Class 11 Volumes in February, 2015
Klamath Falls, Southbound (US-97)



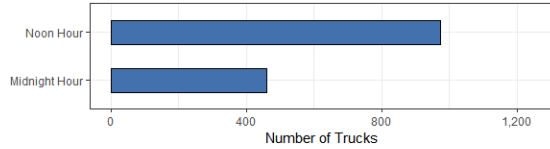
Comparison of ODOT Class 11 Volumes in June, 2015
Klamath Falls, Southbound (US-97)



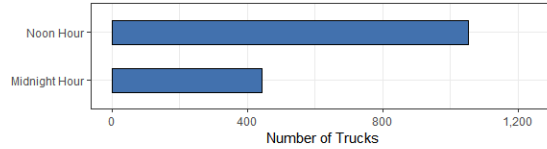
Comparison of ODOT Class 11 Volumes in October, 2015
Klamath Falls, Southbound (US-97)



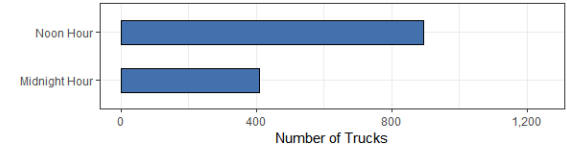
Comparison of ODOT Class 11 Volumes in March, 2015
Klamath Falls, Southbound (US-97)



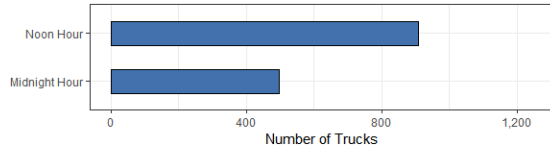
Comparison of ODOT Class 11 Volumes in July, 2015
Klamath Falls, Southbound (US-97)



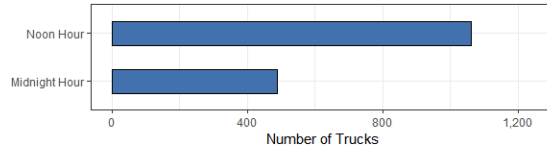
Comparison of ODOT Class 11 Volumes in November, 2015
Klamath Falls, Southbound (US-97)



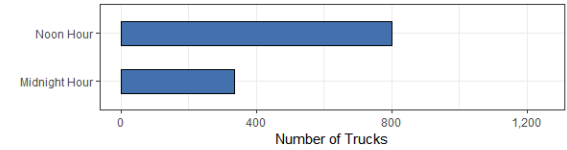
Comparison of ODOT Class 11 Volumes in April, 2015
Klamath Falls, Southbound (US-97)



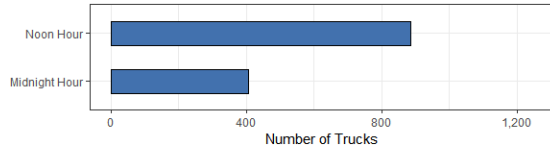
Comparison of ODOT Class 11 Volumes in August, 2015
Klamath Falls, Southbound (US-97)



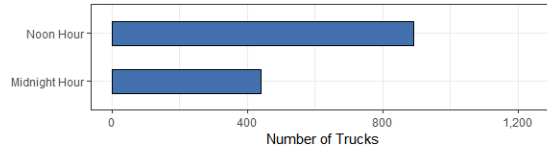
Comparison of ODOT Class 11 Volumes in December, 2015
Klamath Falls, Southbound (US-97)



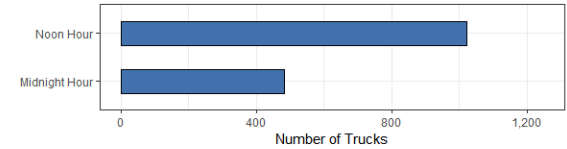
Comparison of ODOT Class 11 Volumes in January, 2016
Klamath Falls, Southbound (US-97)



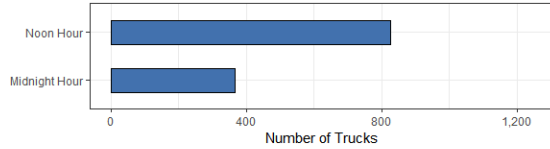
Comparison of ODOT Class 11 Volumes in May, 2016
Klamath Falls, Southbound (US-97)



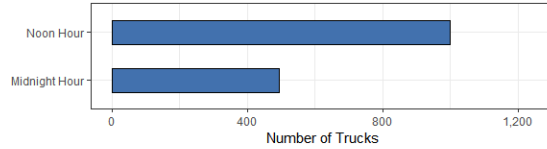
Comparison of ODOT Class 11 Volumes in September, 2016
Klamath Falls, Southbound (US-97)



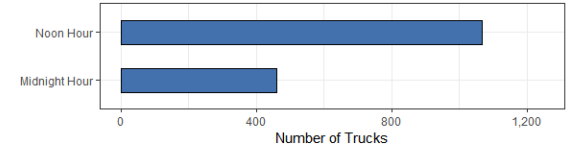
Comparison of ODOT Class 11 Volumes in February, 2016
Klamath Falls, Southbound (US-97)



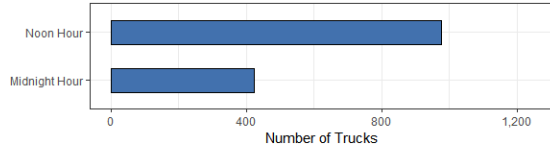
Comparison of ODOT Class 11 Volumes in June, 2016
Klamath Falls, Southbound (US-97)



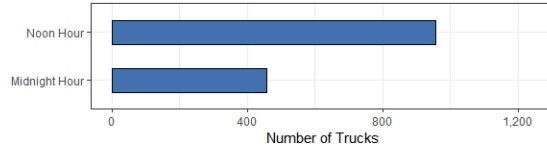
Comparison of ODOT Class 11 Volumes in October, 2016
Klamath Falls, Southbound (US-97)



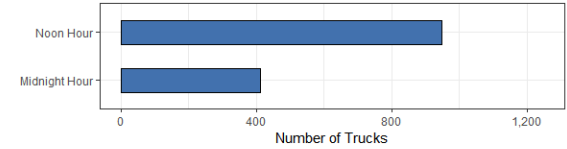
Comparison of ODOT Class 11 Volumes in March, 2016
Klamath Falls, Southbound (US-97)



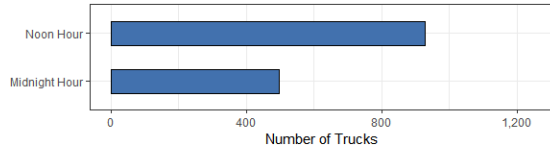
Comparison of ODOT Class 11 Volumes in July, 2016
Klamath Falls, Southbound (US-97)



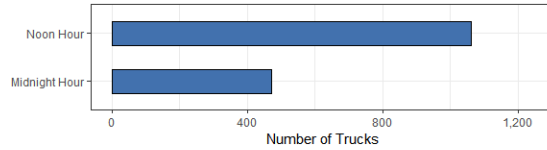
Comparison of ODOT Class 11 Volumes in November, 2016
Klamath Falls, Southbound (US-97)



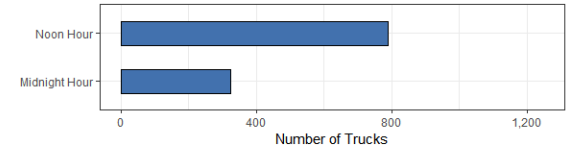
Comparison of ODOT Class 11 Volumes in April, 2016
Klamath Falls, Southbound (US-97)




Comparison of ODOT Class 11 Volumes in August, 2016
Klamath Falls, Southbound (US-97)



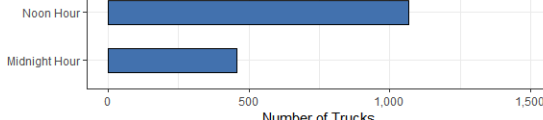
Comparison of ODOT Class 11 Volumes in December, 2016
Klamath Falls, Southbound (US-97)



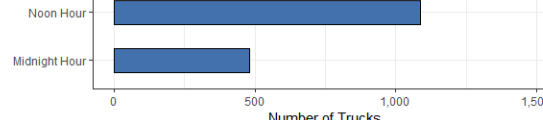
Klamath Falls, Southbound (US-97)



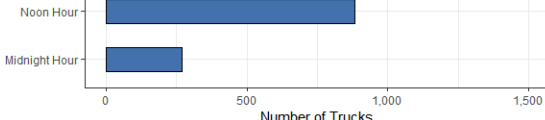
Klamath Falls, Southbound (US-97)



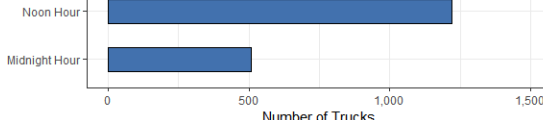
Klamath Falls, Southbound (US-97)



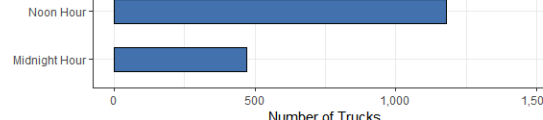
Klamath Falls, Southbound (US-97)



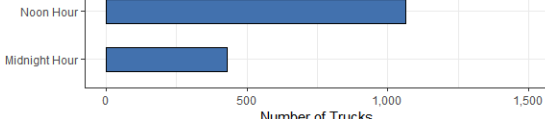
Klamath Falls, Southbound (US-97)



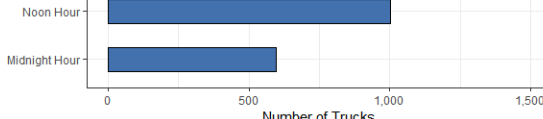
Klamath Falls, Southbound (US-97)



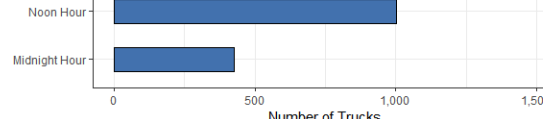
Klamath Falls, Southbound (US-97)



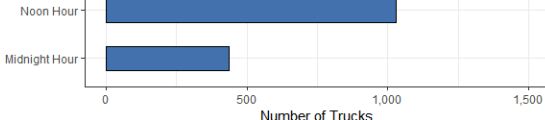
Klamath Falls, Southbound (US-97)



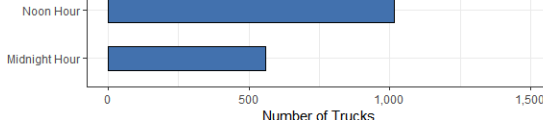
Klamath Falls, Southbound (US-97)



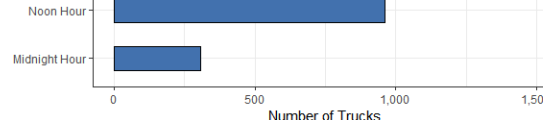
Klamath Falls, Southbound (US-97)



Klamath Falls, Southbound (US-97)



Klamath Falls, Southbound (US-97)



A horizontal bar chart with 'Number of Trucks' on the x-axis and two categories on the y-axis: 'Noon Hour' and 'Midnight Hour'. The x-axis has major ticks at 0, 500, 1,000, and 1,500. The 'Noon Hour' bar is blue and extends to approximately 1,050. The 'Midnight Hour' bar is also blue and extends to approximately 300.

Hour	Number of Trucks
Noon Hour	1050
Midnight Hour	300

A horizontal bar chart with 'Number of Trucks' on the x-axis and two categories on the y-axis: 'Noon Hour' and 'Midnight Hour'. The x-axis has major tick marks at 0, 500, 1,000, and 1,500. The 'Noon Hour' bar is blue and extends to approximately 1,100. The 'Midnight Hour' bar is also blue and extends to approximately 350.

Hour	Number of Trucks
Noon Hour	1,100
Midnight Hour	350

A horizontal bar chart with 'Number of Trucks' on the x-axis and two categories on the y-axis: 'Noon Hour' and 'Midnight Hour'. The x-axis has major tick marks at 0, 500, 1,000, and 1,500. The 'Noon Hour' bar extends to the 1,000 mark. The 'Midnight Hour' bar extends to the 500 mark.

Hour	Number of Trucks
Noon Hour	1,000
Midnight Hour	500

A horizontal bar chart comparing the number of trucks for two time periods: Noon Hour and Midnight Hour. The x-axis is labeled 'Number of Trucks' and ranges from 0 to 1,500 with major grid lines every 500 units. The y-axis lists the two time periods. The bar for the Noon Hour is significantly longer than the bar for the Midnight Hour.

Time Period	Number of Trucks
Noon Hour	900
Midnight Hour	300

A horizontal bar chart with 'Number of Trucks' on the x-axis and two categories on the y-axis: 'Noon Hour' and 'Midnight Hour'. The x-axis has major tick marks at 0, 500, 1,000, and 1,500. The 'Noon Hour' bar extends to approximately 1,150 on the x-axis. The 'Midnight Hour' bar extends to approximately 350 on the x-axis.

Hour	Number of Trucks
Noon Hour	1,150
Midnight Hour	350

A horizontal bar chart with 'Number of Trucks' on the x-axis and two categories on the y-axis: 'Noon Hour' and 'Midnight Hour'. The x-axis has major tick marks at 0, 500, 1,000, and 1,500. The 'Noon Hour' bar extends to approximately 1,150 on the x-axis. The 'Midnight Hour' bar extends to approximately 400 on the x-axis.

Hour	Number of Trucks
Noon Hour	1150
Midnight Hour	400

A horizontal bar chart comparing the number of trucks for two time periods: Noon Hour and Midnight Hour. The x-axis is labeled 'Number of Trucks' and ranges from 0 to 1,500 with major grid lines every 500 units. The y-axis lists the two time periods. The bar for 'Noon Hour' is blue and extends to approximately 1,100. The bar for 'Midnight Hour' is also blue and extends to approximately 350.

Time Period	Number of Trucks
Noon Hour	1,100
Midnight Hour	350

A horizontal bar chart with 'Number of Trucks' on the x-axis and two categories on the y-axis: 'Noon Hour' and 'Midnight Hour'. The x-axis has major tick marks at 0, 500, 1,000, and 1,500. The 'Noon Hour' bar extends to approximately 1,100 on the x-axis. The 'Midnight Hour' bar extends to approximately 350 on the x-axis.

Hour	Number of Trucks
Noon Hour	1,100
Midnight Hour	350

A horizontal bar chart with 'Number of Trucks' on the x-axis and two categories on the y-axis: 'Noon Hour' and 'Midnight Hour'. The x-axis has major grid lines at 0, 500, 1,000, and 1,500. The 'Noon Hour' bar is blue and extends to approximately 1,050. The 'Midnight Hour' bar is also blue and extends to approximately 350.

Hour	Number of Trucks
Noon Hour	1,050
Midnight Hour	350

A horizontal bar chart comparing the number of trucks for two time periods: Noon Hour and Midnight Hour. The x-axis is labeled 'Number of Trucks' and ranges from 0 to 1,500 with major grid lines every 500 units. The y-axis lists the two time periods. The bar for 'Noon Hour' is blue and extends to approximately 1,050. The bar for 'Midnight Hour' is also blue and extends to approximately 300.

Time Period	Number of Trucks
Noon Hour	1,050
Midnight Hour	300

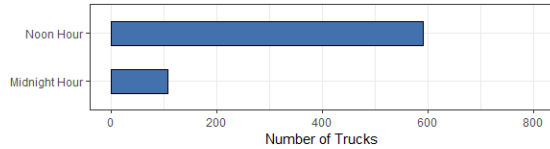
A horizontal bar chart comparing the number of trucks for two time periods: Noon Hour and Midnight Hour. The x-axis is labeled 'Number of Trucks' and ranges from 0 to 1,500 with major grid lines every 500 units. The 'Noon Hour' bar extends to approximately 1,150, and the 'Midnight Hour' bar extends to approximately 450.

Time Period	Number of Trucks
Noon Hour	1,150
Midnight Hour	450

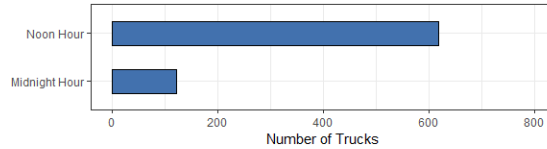
A horizontal bar chart with 'Number of Trucks' on the x-axis and two categories on the y-axis: 'Noon Hour' and 'Midnight Hour'. The x-axis has major ticks at 0, 500, 1,000, and 1,500. The 'Noon Hour' bar is blue and extends to approximately 950. The 'Midnight Hour' bar is also blue and extends to approximately 300.

Hour	Number of Trucks
Noon Hour	950
Midnight Hour	300

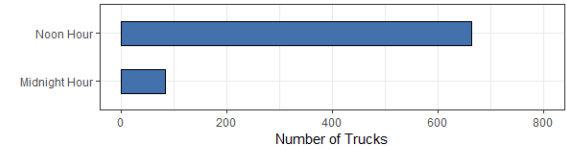
Comparison of ODOT Class 11 Volumes in January, 2015
Bend, Northbound (US-97)



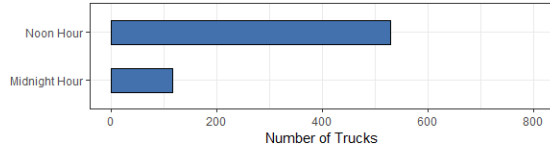
Comparison of ODOT Class 11 Volumes in May, 2015
Bend, Northbound (US-97)



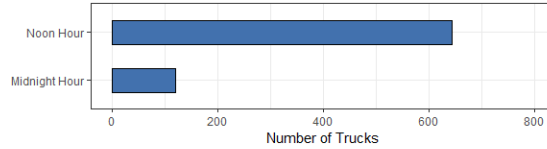
Comparison of ODOT Class 11 Volumes in September, 2015
Bend, Northbound (US-97)



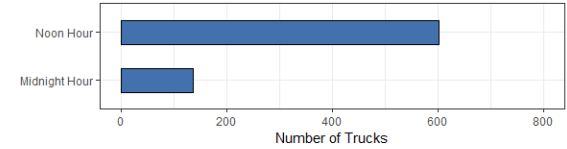
Comparison of ODOT Class 11 Volumes in February, 2015
Bend, Northbound (US-97)



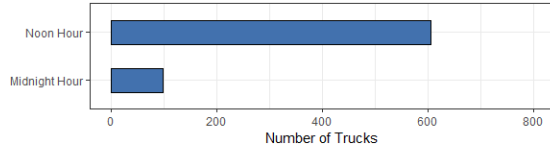
Comparison of ODOT Class 11 Volumes in June, 2015
Bend, Northbound (US-97)



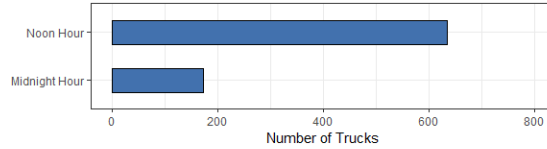
Comparison of ODOT Class 11 Volumes in October, 2015
Bend, Northbound (US-97)



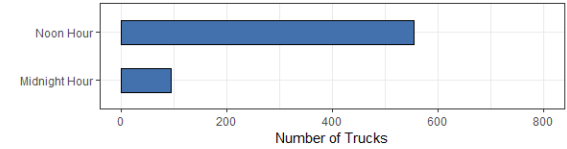
Comparison of ODOT Class 11 Volumes in March, 2015
Bend, Northbound (US-97)



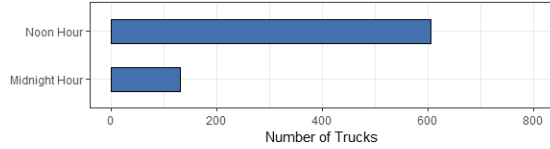
Comparison of ODOT Class 11 Volumes in July, 2015
Bend, Northbound (US-97)



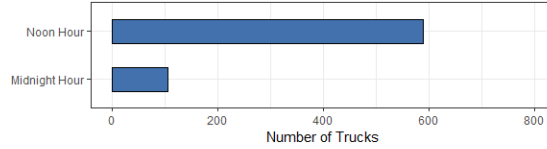
Comparison of ODOT Class 11 Volumes in November, 2015
Bend, Northbound (US-97)



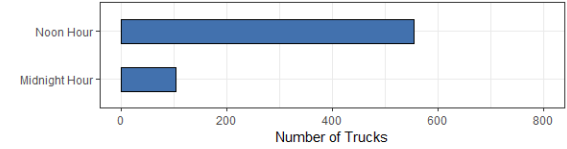
Comparison of ODOT Class 11 Volumes in April, 2015
Bend, Northbound (US-97)



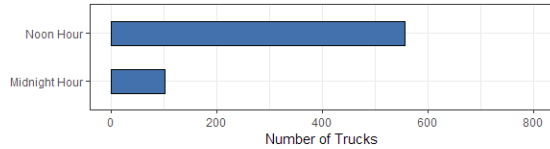
Comparison of ODOT Class 11 Volumes in August, 2015
Bend, Northbound (US-97)



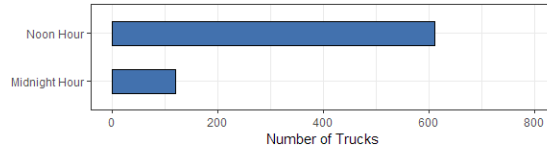
Comparison of ODOT Class 11 Volumes in December, 2015
Bend, Northbound (US-97)



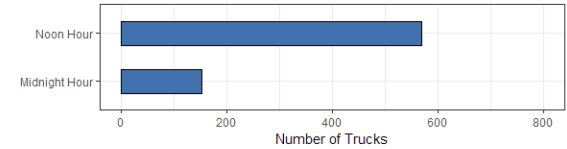
Comparison of ODOT Class 11 Volumes in January, 2016
Bend, Northbound (US-97)



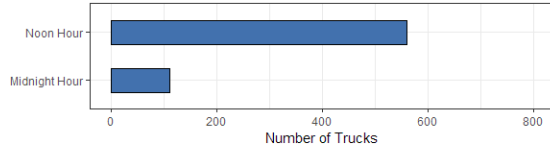
Comparison of ODOT Class 11 Volumes in May, 2016
Bend, Northbound (US-97)



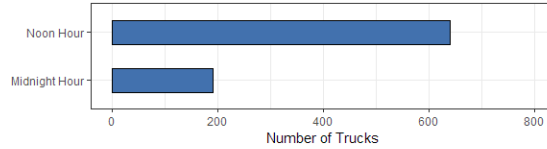
Comparison of ODOT Class 11 Volumes in September, 2016
Bend, Northbound (US-97)



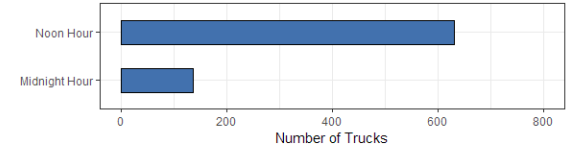
Comparison of ODOT Class 11 Volumes in February, 2016
Bend, Northbound (US-97)



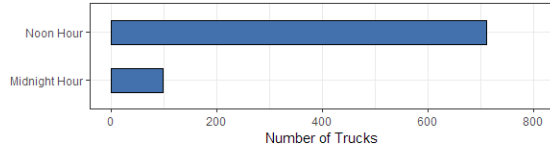
Comparison of ODOT Class 11 Volumes in June, 2016
Bend, Northbound (US-97)



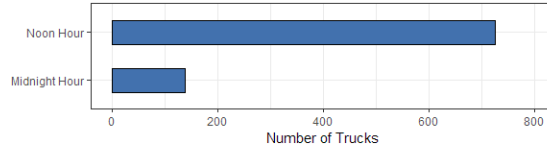
Comparison of ODOT Class 11 Volumes in October, 2016
Bend, Northbound (US-97)



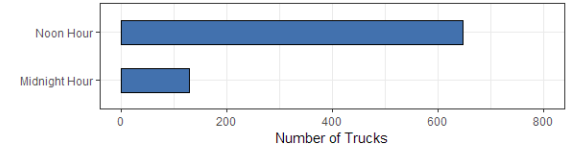
Comparison of ODOT Class 11 Volumes in March, 2016
Bend, Northbound (US-97)



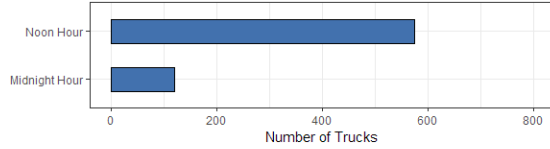
Comparison of ODOT Class 11 Volumes in July, 2016
Bend, Northbound (US-97)



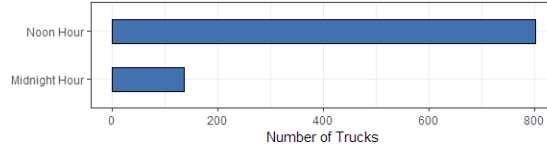
Comparison of ODOT Class 11 Volumes in November, 2016
Bend, Northbound (US-97)



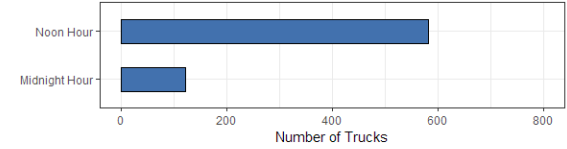
Comparison of ODOT Class 11 Volumes in April, 2016
Bend, Northbound (US-97)



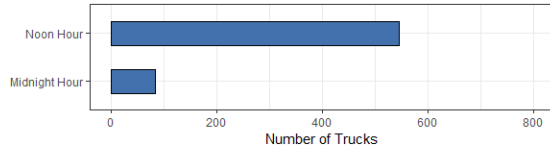
Comparison of ODOT Class 11 Volumes in August, 2016
Bend, Northbound (US-97)



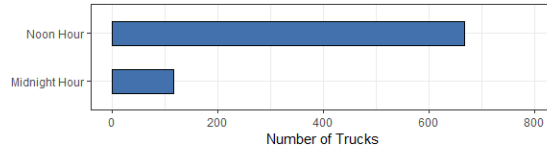
Comparison of ODOT Class 11 Volumes in December, 2016
Bend, Northbound (US-97)



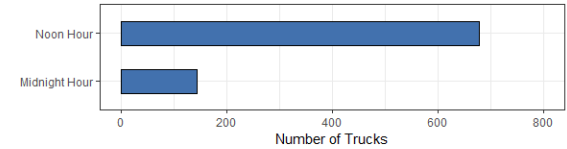
Comparison of ODOT Class 11 Volumes in January, 2017
Bend, Northbound (US-97)



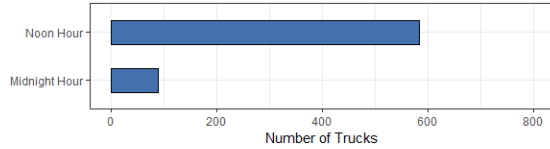
Comparison of ODOT Class 11 Volumes in May, 2017
Bend, Northbound (US-97)



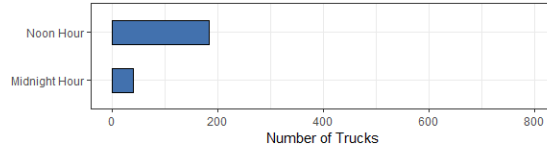
Comparison of ODOT Class 11 Volumes in October, 2017
Bend, Northbound (US-97)



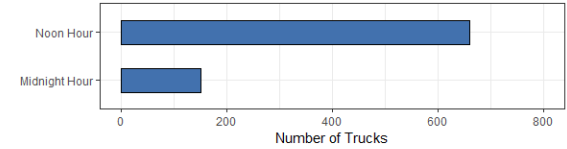
Comparison of ODOT Class 11 Volumes in February, 2017
Bend, Northbound (US-97)



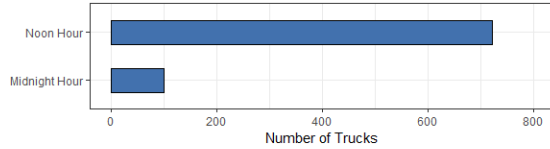
Comparison of ODOT Class 11 Volumes in June, 2017
Bend, Northbound (US-97)



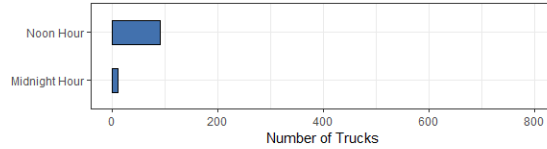
Comparison of ODOT Class 11 Volumes in November, 2017
Bend, Northbound (US-97)



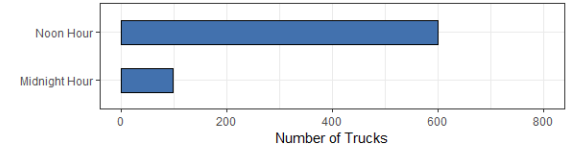
Comparison of ODOT Class 11 Volumes in March, 2017
Bend, Northbound (US-97)



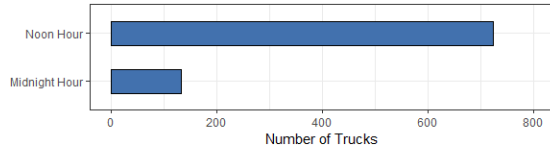
Comparison of ODOT Class 11 Volumes in August, 2017
Bend, Northbound (US-97)



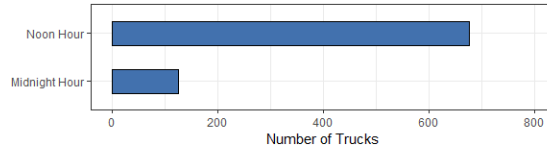
Comparison of ODOT Class 11 Volumes in December, 2017
Bend, Northbound (US-97)



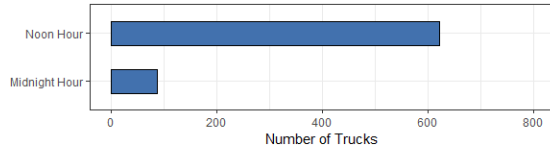
Comparison of ODOT Class 11 Volumes in April, 2017
Bend, Northbound (US-97)



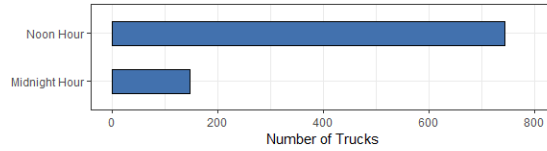
Comparison of ODOT Class 11 Volumes in September, 2017
Bend, Northbound (US-97)



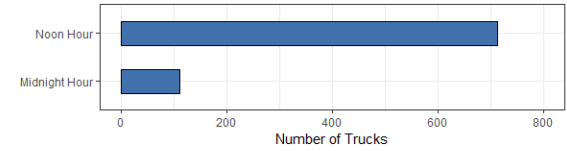
Comparison of ODOT Class 11 Volumes in January, 2018
Bend, Northbound (US-97)



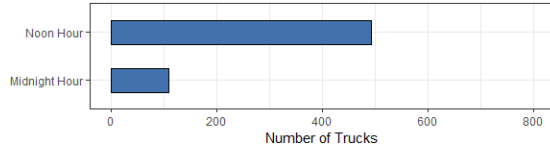
Comparison of ODOT Class 11 Volumes in May, 2018
Bend, Northbound (US-97)



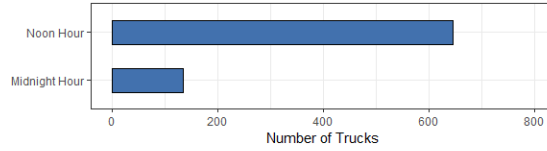
Comparison of ODOT Class 11 Volumes in September, 2018
Bend, Northbound (US-97)



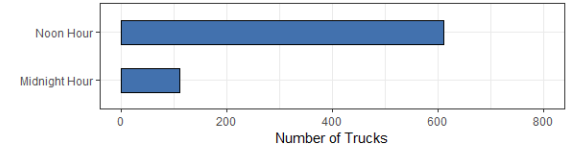
Comparison of ODOT Class 11 Volumes in February, 2018
Bend, Northbound (US-97)



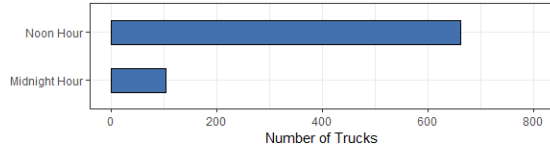
Comparison of ODOT Class 11 Volumes in June, 2018
Bend, Northbound (US-97)



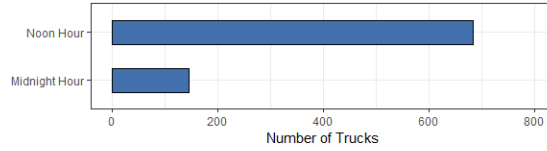
Comparison of ODOT Class 11 Volumes in October, 2018
Bend, Northbound (US-97)



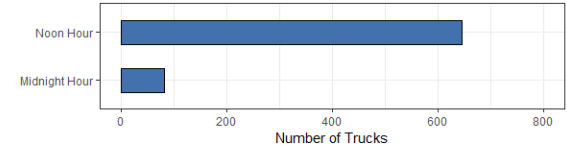
Comparison of ODOT Class 11 Volumes in March, 2018
Bend, Northbound (US-97)



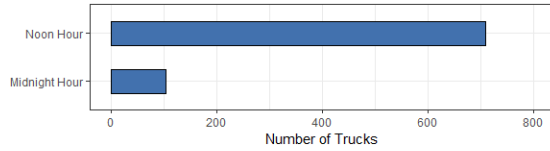
Comparison of ODOT Class 11 Volumes in July, 2018
Bend, Northbound (US-97)



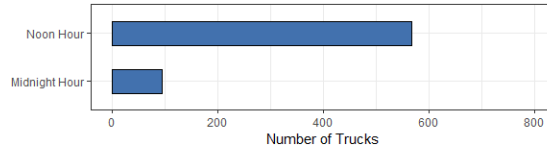
Comparison of ODOT Class 11 Volumes in November, 2018
Bend, Northbound (US-97)



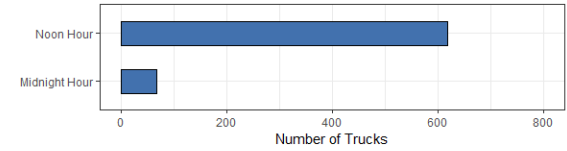
Comparison of ODOT Class 11 Volumes in April, 2018
Bend, Northbound (US-97)



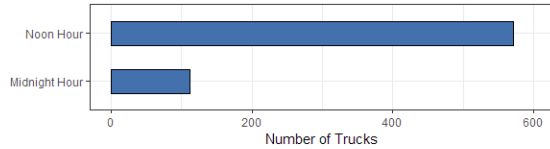
Comparison of ODOT Class 11 Volumes in August, 2018
Bend, Northbound (US-97)



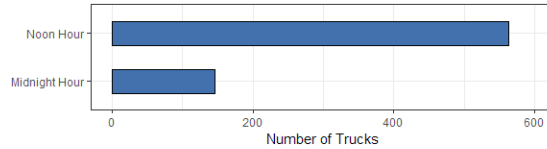
Comparison of ODOT Class 11 Volumes in December, 2018
Bend, Northbound (US-97)



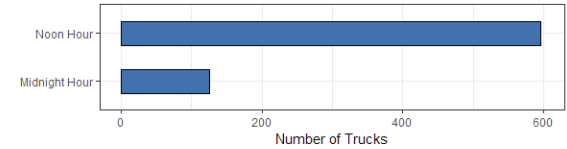
Comparison of ODOT Class 11 Volumes in January, 2015
Juniper Butte, Northbound (US-97)



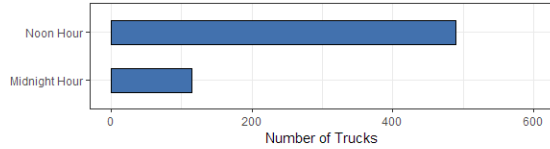
Comparison of ODOT Class 11 Volumes in May, 2015
Juniper Butte, Northbound (US-97)



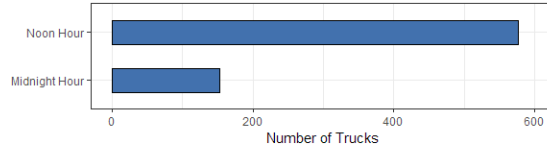
Comparison of ODOT Class 11 Volumes in September, 2015
Juniper Butte, Northbound (US-97)



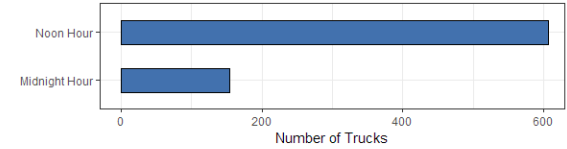
Comparison of ODOT Class 11 Volumes in February, 2015
Juniper Butte, Northbound (US-97)



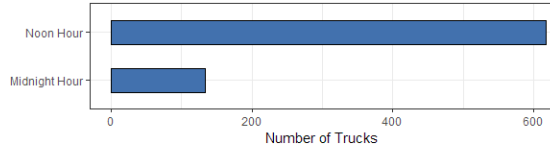
Comparison of ODOT Class 11 Volumes in June, 2015
Juniper Butte, Northbound (US-97)



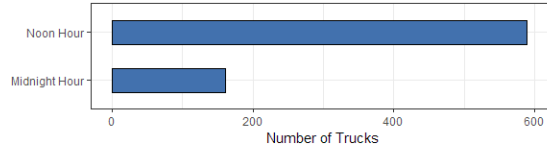
Comparison of ODOT Class 11 Volumes in October, 2015
Juniper Butte, Northbound (US-97)



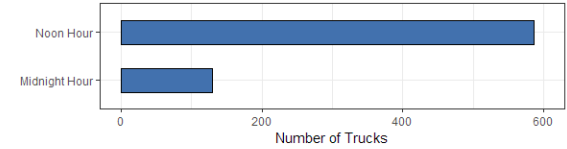
Comparison of ODOT Class 11 Volumes in March, 2015
Juniper Butte, Northbound (US-97)



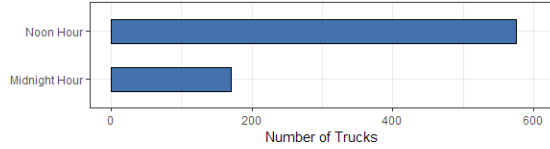
Comparison of ODOT Class 11 Volumes in July, 2015
Juniper Butte, Northbound (US-97)



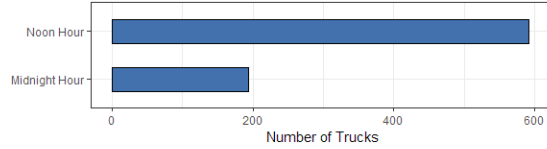
Comparison of ODOT Class 11 Volumes in November, 2015
Juniper Butte, Northbound (US-97)



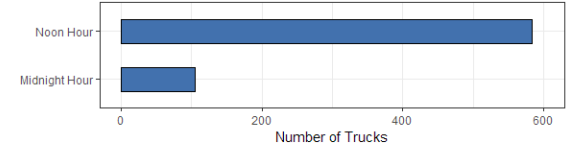
Comparison of ODOT Class 11 Volumes in April, 2015
Juniper Butte, Northbound (US-97)



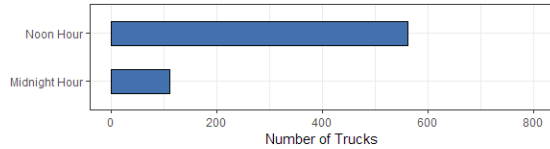
Comparison of ODOT Class 11 Volumes in August, 2015
Juniper Butte, Northbound (US-97)



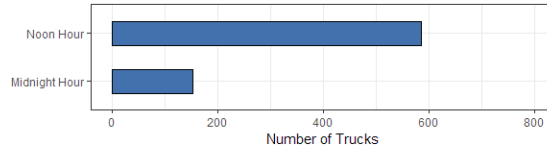
Comparison of ODOT Class 11 Volumes in December, 2015
Juniper Butte, Northbound (US-97)



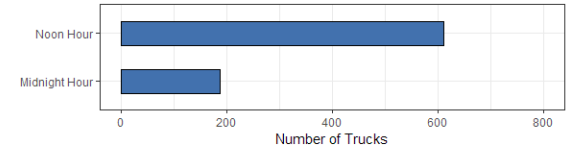
Comparison of ODOT Class 11 Volumes in January, 2016
Juniper Butte, Northbound (US-97)



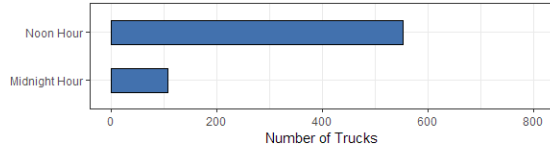
Comparison of ODOT Class 11 Volumes in May, 2016
Juniper Butte, Northbound (US-97)



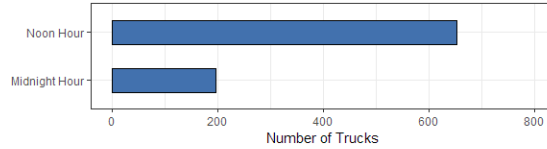
Comparison of ODOT Class 11 Volumes in September, 2016
Juniper Butte, Northbound (US-97)



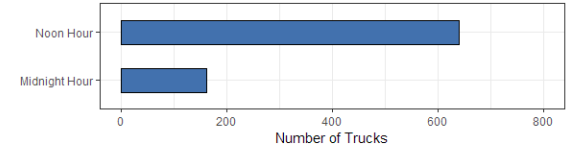
Comparison of ODOT Class 11 Volumes in February, 2016
Juniper Butte, Northbound (US-97)



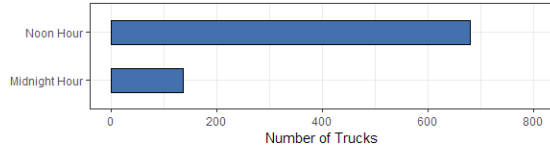
Comparison of ODOT Class 11 Volumes in June, 2016
Juniper Butte, Northbound (US-97)



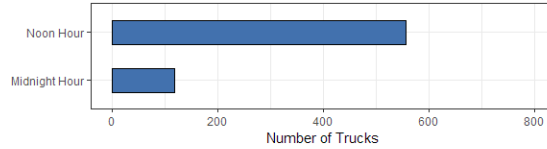
Comparison of ODOT Class 11 Volumes in October, 2016
Juniper Butte, Northbound (US-97)



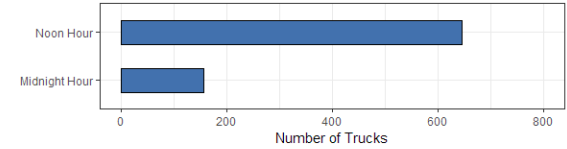
Comparison of ODOT Class 11 Volumes in March, 2016
Juniper Butte, Northbound (US-97)



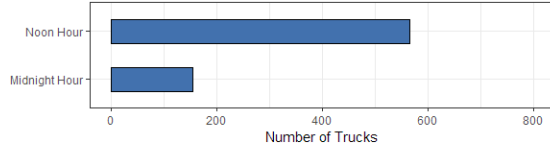
Comparison of ODOT Class 11 Volumes in July, 2016
Juniper Butte, Northbound (US-97)



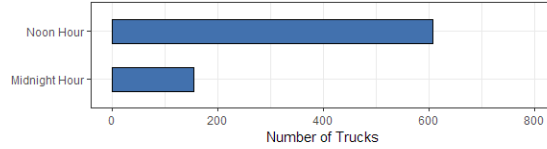
Comparison of ODOT Class 11 Volumes in November, 2016
Juniper Butte, Northbound (US-97)



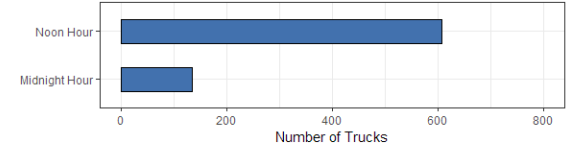
Comparison of ODOT Class 11 Volumes in April, 2016
Juniper Butte, Northbound (US-97)



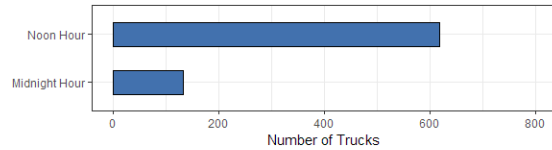
Comparison of ODOT Class 11 Volumes in August, 2016
Juniper Butte, Northbound (US-97)



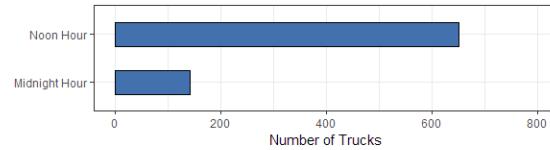
Comparison of ODOT Class 11 Volumes in December, 2016
Juniper Butte, Northbound (US-97)



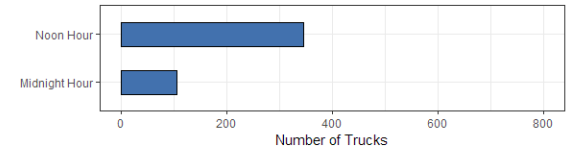
Comparison of ODOT Class 11 Volumes in January, 2017
Juniper Butte, Northbound (US-97)



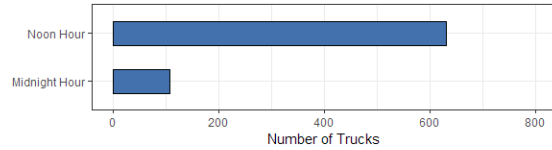
Comparison of ODOT Class 11 Volumes in April, 2017
Juniper Butte, Northbound (US-97)



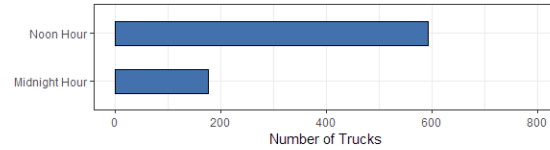
Comparison of ODOT Class 11 Volumes in July, 2017
Juniper Butte, Northbound (US-97)



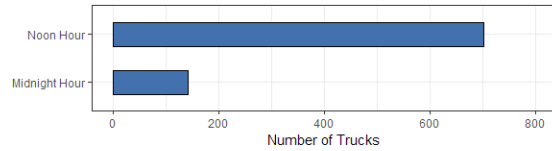
Comparison of ODOT Class 11 Volumes in February, 2017
Juniper Butte, Northbound (US-97)



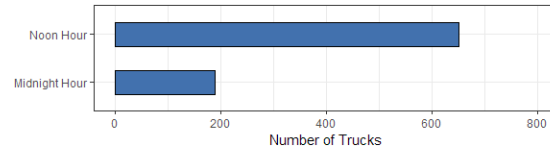
Comparison of ODOT Class 11 Volumes in May, 2017
Juniper Butte, Northbound (US-97)



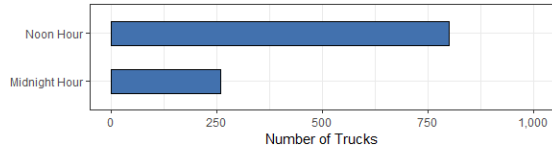
Comparison of ODOT Class 11 Volumes in March, 2017
Juniper Butte, Northbound (US-97)



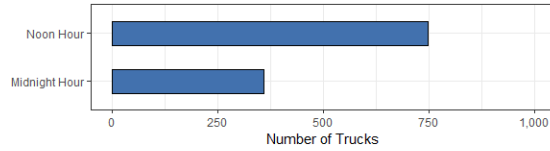
Comparison of ODOT Class 11 Volumes in June, 2017
Juniper Butte, Northbound (US-97)



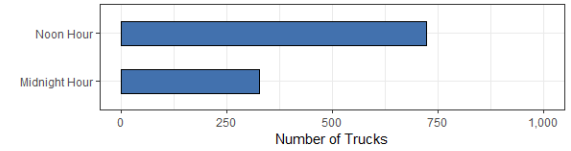
Comparison of ODOT Class 11 Volumes in January, 2015
Juniper Butte, Southbound (US-97)



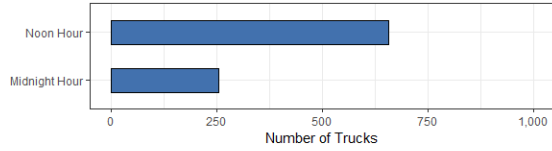
Comparison of ODOT Class 11 Volumes in May, 2015
Juniper Butte, Southbound (US-97)



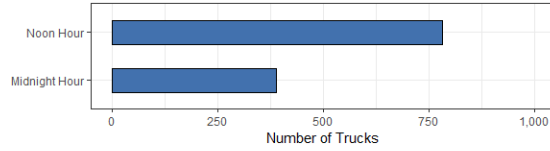
Comparison of ODOT Class 11 Volumes in September, 2015
Juniper Butte, Southbound (US-97)



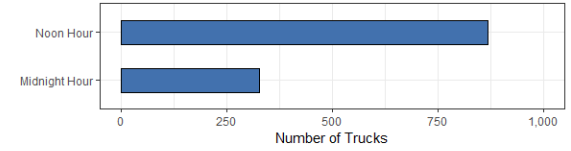
Comparison of ODOT Class 11 Volumes in February, 2015
Juniper Butte, Southbound (US-97)



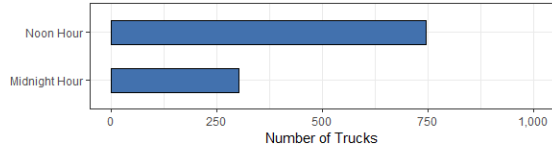
Comparison of ODOT Class 11 Volumes in June, 2015
Juniper Butte, Southbound (US-97)



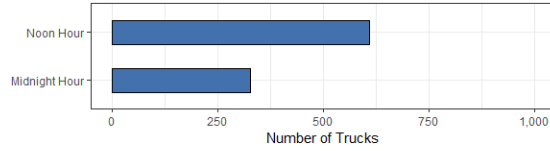
Comparison of ODOT Class 11 Volumes in October, 2015
Juniper Butte, Southbound (US-97)



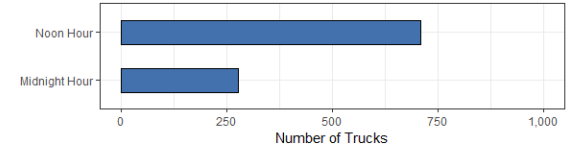
Comparison of ODOT Class 11 Volumes in March, 2015
Juniper Butte, Southbound (US-97)



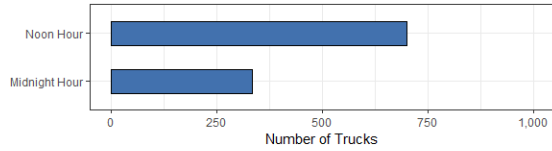
Comparison of ODOT Class 11 Volumes in July, 2015
Juniper Butte, Southbound (US-97)



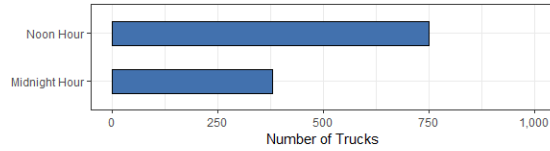
Comparison of ODOT Class 11 Volumes in November, 2015
Juniper Butte, Southbound (US-97)



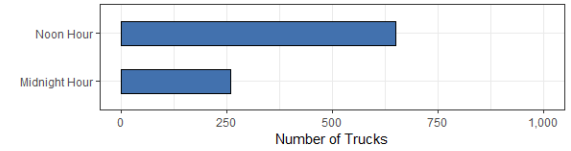
Comparison of ODOT Class 11 Volumes in April, 2015
Juniper Butte, Southbound (US-97)



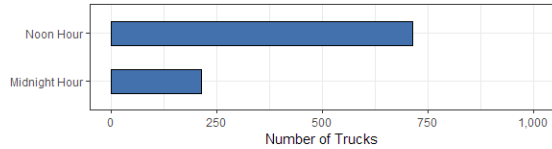
Comparison of ODOT Class 11 Volumes in August, 2015
Juniper Butte, Southbound (US-97)



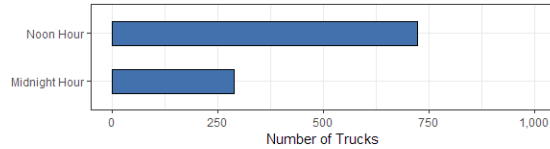
Comparison of ODOT Class 11 Volumes in December, 2015
Juniper Butte, Southbound (US-97)



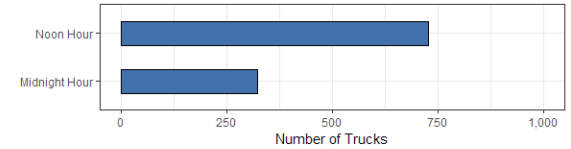
Comparison of ODOT Class 11 Volumes in January, 2016
Juniper Butte, Southbound (US-97)



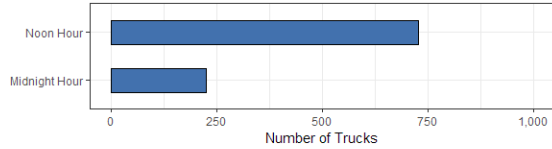
Comparison of ODOT Class 11 Volumes in May, 2016
Juniper Butte, Southbound (US-97)



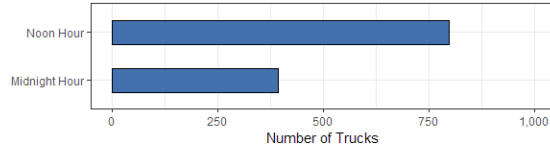
Comparison of ODOT Class 11 Volumes in September, 2016
Juniper Butte, Southbound (US-97)



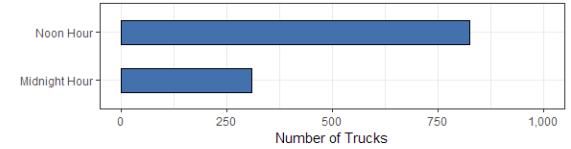
Comparison of ODOT Class 11 Volumes in February, 2016
Juniper Butte, Southbound (US-97)



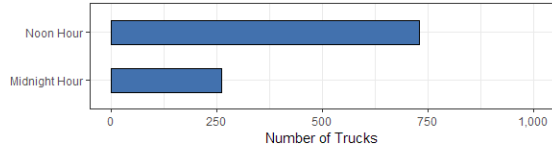
Comparison of ODOT Class 11 Volumes in June, 2016
Juniper Butte, Southbound (US-97)



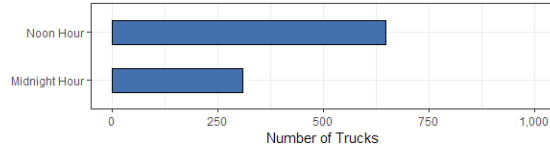
Comparison of ODOT Class 11 Volumes in October, 2016
Juniper Butte, Southbound (US-97)



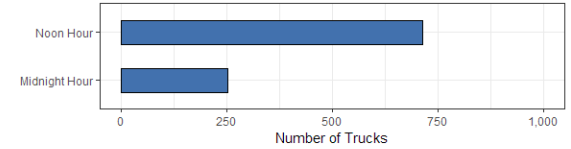
Comparison of ODOT Class 11 Volumes in March, 2016
Juniper Butte, Southbound (US-97)



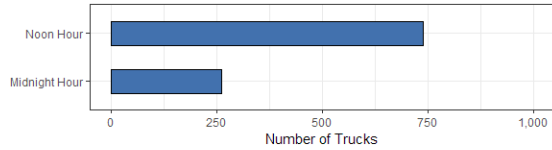
Comparison of ODOT Class 11 Volumes in July, 2016
Juniper Butte, Southbound (US-97)



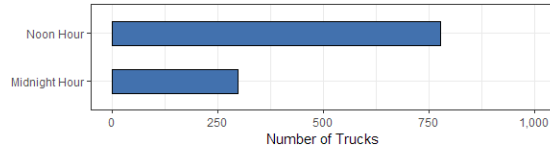
Comparison of ODOT Class 11 Volumes in November, 2016
Juniper Butte, Southbound (US-97)



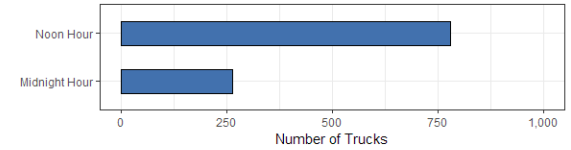
Comparison of ODOT Class 11 Volumes in April, 2016
Juniper Butte, Southbound (US-97)



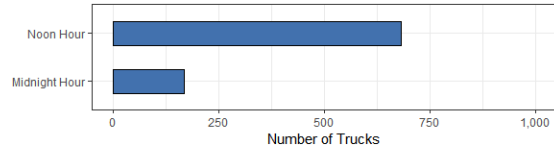
Comparison of ODOT Class 11 Volumes in August, 2016
Juniper Butte, Southbound (US-97)



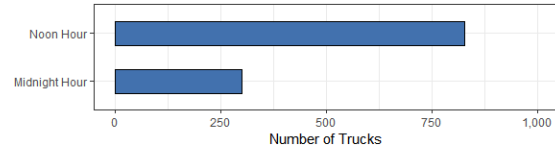
Comparison of ODOT Class 11 Volumes in December, 2016
Juniper Butte, Southbound (US-97)



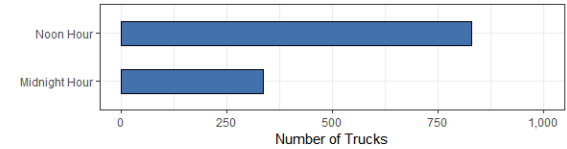
Comparison of ODOT Class 11 Volumes in January, 2017
Juniper Butte, Southbound (US-97)



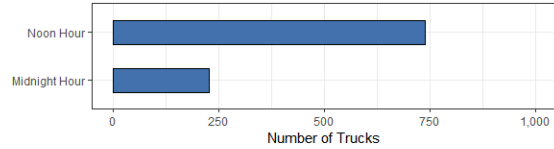
Comparison of ODOT Class 11 Volumes in May, 2017
Juniper Butte, Southbound (US-97)



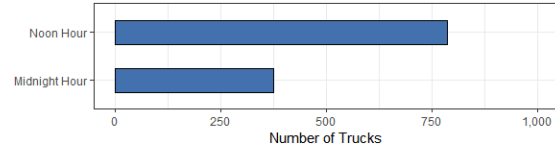
Comparison of ODOT Class 11 Volumes in September, 2017
Juniper Butte, Southbound (US-97)



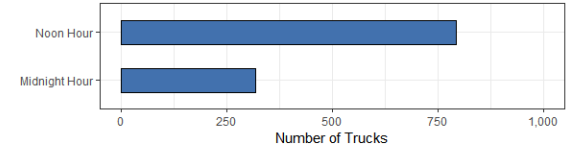
Comparison of ODOT Class 11 Volumes in February, 2017
Juniper Butte, Southbound (US-97)



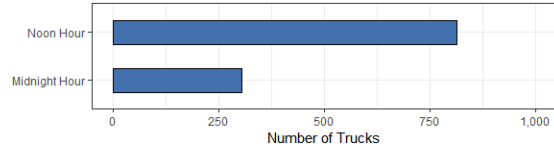
Comparison of ODOT Class 11 Volumes in June, 2017
Juniper Butte, Southbound (US-97)



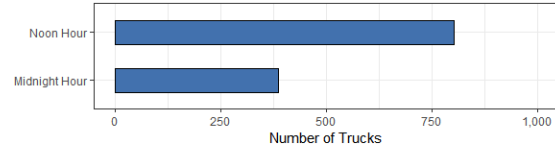
Comparison of ODOT Class 11 Volumes in October, 2017
Juniper Butte, Southbound (US-97)



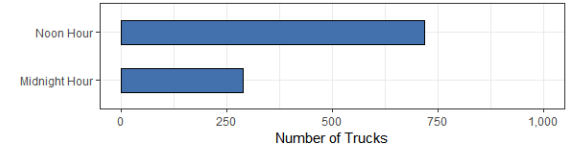
Comparison of ODOT Class 11 Volumes in March, 2017
Juniper Butte, Southbound (US-97)



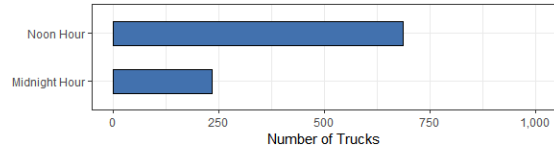
Comparison of ODOT Class 11 Volumes in July, 2017
Juniper Butte, Southbound (US-97)



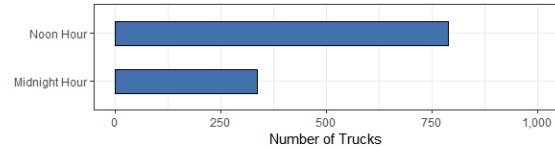
Comparison of ODOT Class 11 Volumes in November, 2017
Juniper Butte, Southbound (US-97)



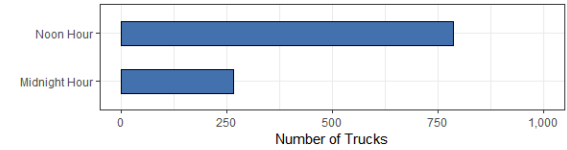
Comparison of ODOT Class 11 Volumes in April, 2017
Juniper Butte, Southbound (US-97)



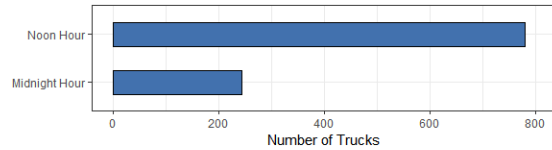
Comparison of ODOT Class 11 Volumes in August, 2017
Juniper Butte, Southbound (US-97)



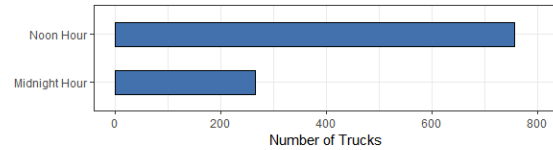
Comparison of ODOT Class 11 Volumes in December, 2017
Juniper Butte, Southbound (US-97)



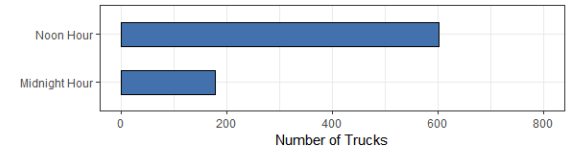
Comparison of ODOT Class 11 Volumes in January, 2018
Juniper Butte, Southbound (US-97)



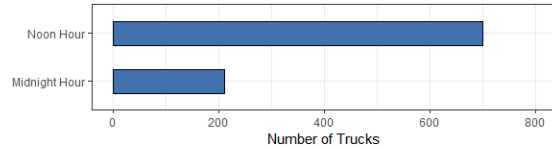
Comparison of ODOT Class 11 Volumes in March, 2018
Juniper Butte, Southbound (US-97)



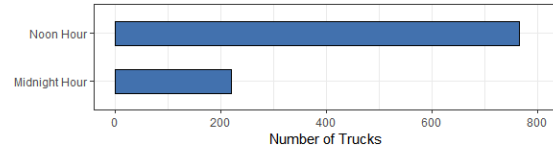
Comparison of ODOT Class 11 Volumes in May, 2018
Juniper Butte, Southbound (US-97)



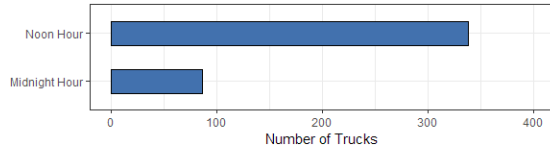
Comparison of ODOT Class 11 Volumes in February, 2018
Juniper Butte, Southbound (US-97)



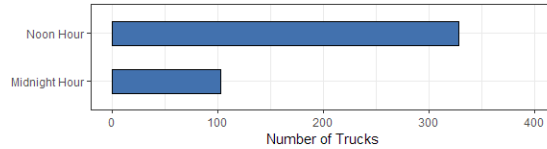
Comparison of ODOT Class 11 Volumes in April, 2018
Juniper Butte, Southbound (US-97)



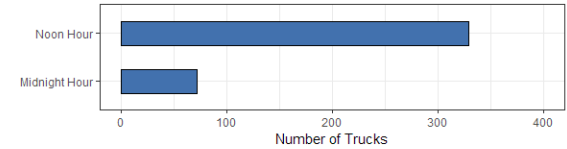
Comparison of ODOT Class 11 Volumes in January, 2015
Cold Springs, Eastbound (US-730)



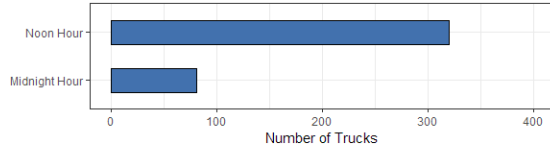
Comparison of ODOT Class 11 Volumes in May, 2015
Cold Springs, Eastbound (US-730)



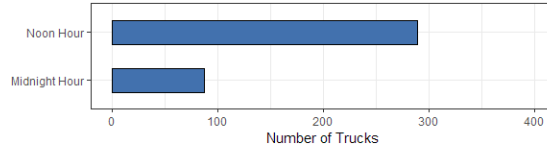
Comparison of ODOT Class 11 Volumes in September, 2015
Cold Springs, Eastbound (US-730)



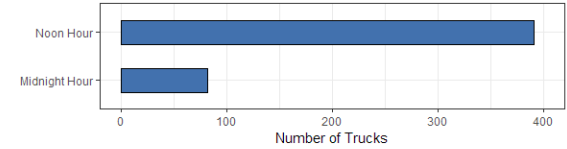
Comparison of ODOT Class 11 Volumes in February, 2015
Cold Springs, Eastbound (US-730)



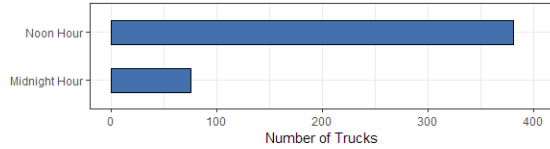
Comparison of ODOT Class 11 Volumes in June, 2015
Cold Springs, Eastbound (US-730)



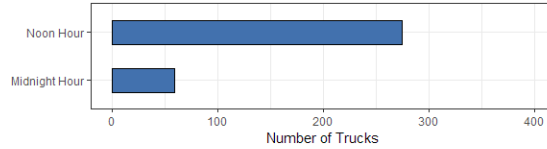
Comparison of ODOT Class 11 Volumes in October, 2015
Cold Springs, Eastbound (US-730)



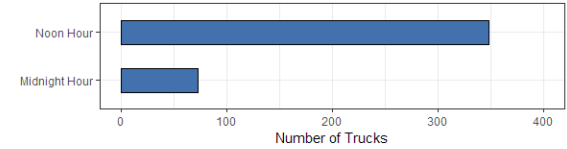
Comparison of ODOT Class 11 Volumes in March, 2015
Cold Springs, Eastbound (US-730)



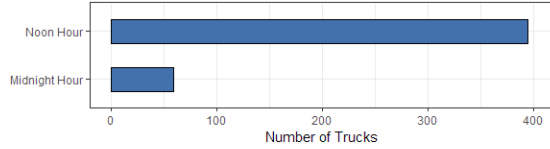
Comparison of ODOT Class 11 Volumes in July, 2015
Cold Springs, Eastbound (US-730)



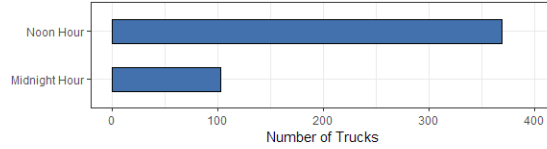
Comparison of ODOT Class 11 Volumes in November, 2015
Cold Springs, Eastbound (US-730)



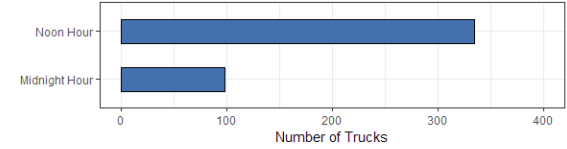
Comparison of ODOT Class 11 Volumes in April, 2015
Cold Springs, Eastbound (US-730)



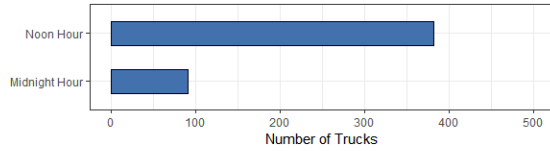
Comparison of ODOT Class 11 Volumes in August, 2015
Cold Springs, Eastbound (US-730)



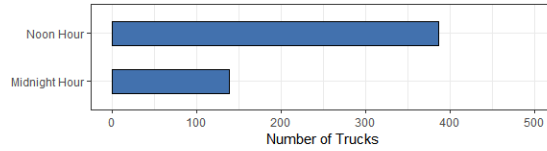
Comparison of ODOT Class 11 Volumes in December, 2015
Cold Springs, Eastbound (US-730)



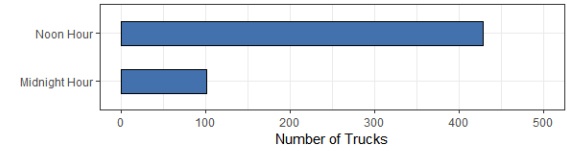
Comparison of ODOT Class 11 Volumes in January, 2016
Cold Springs, Eastbound (US-730)



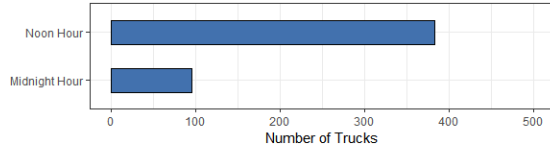
Comparison of ODOT Class 11 Volumes in May, 2016
Cold Springs, Eastbound (US-730)



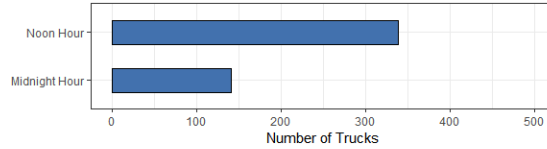
Comparison of ODOT Class 11 Volumes in September, 2016
Cold Springs, Eastbound (US-730)



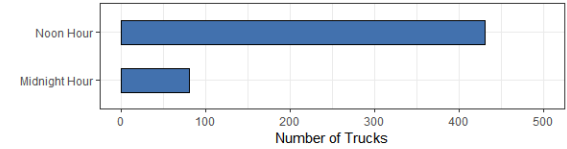
Comparison of ODOT Class 11 Volumes in February, 2016
Cold Springs, Eastbound (US-730)



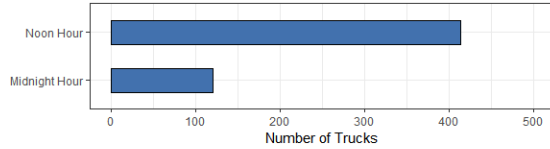
Comparison of ODOT Class 11 Volumes in June, 2016
Cold Springs, Eastbound (US-730)



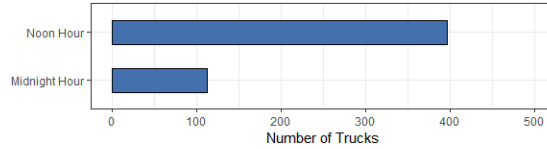
Comparison of ODOT Class 11 Volumes in October, 2016
Cold Springs, Eastbound (US-730)



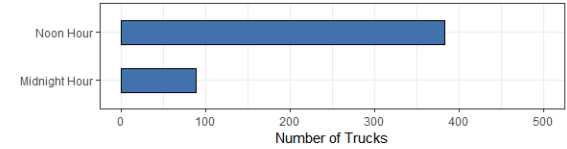
Comparison of ODOT Class 11 Volumes in March, 2016
Cold Springs, Eastbound (US-730)



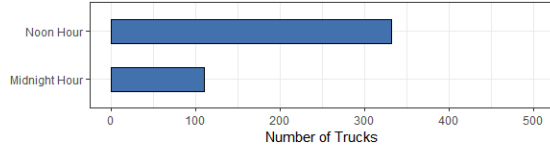
Comparison of ODOT Class 11 Volumes in July, 2016
Cold Springs, Eastbound (US-730)



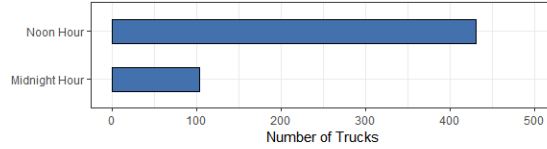
Comparison of ODOT Class 11 Volumes in November, 2016
Cold Springs, Eastbound (US-730)



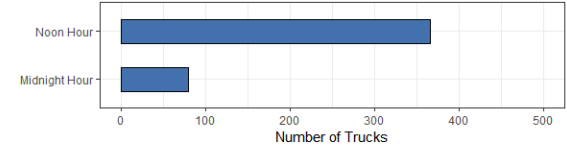
Comparison of ODOT Class 11 Volumes in April, 2016
Cold Springs, Eastbound (US-730)



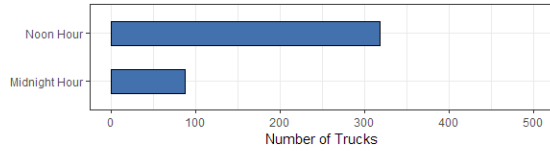
Comparison of ODOT Class 11 Volumes in August, 2016
Cold Springs, Eastbound (US-730)



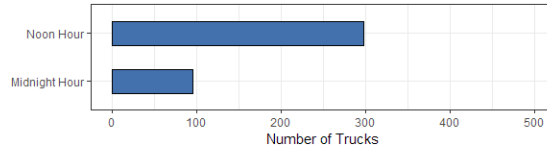
Comparison of ODOT Class 11 Volumes in December, 2016
Cold Springs, Eastbound (US-730)



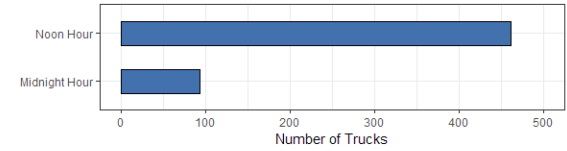
Comparison of ODOT Class 11 Volumes in January, 2017
Cold Springs, Eastbound (US-730)



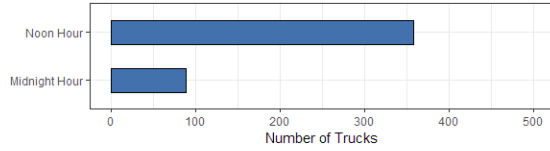
Comparison of ODOT Class 11 Volumes in June, 2017
Cold Springs, Eastbound (US-730)



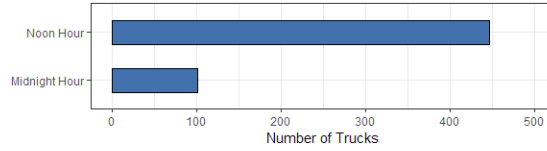
Comparison of ODOT Class 11 Volumes in October, 2017
Cold Springs, Eastbound (US-730)



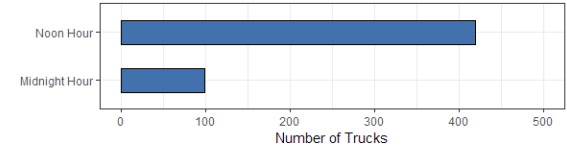
Comparison of ODOT Class 11 Volumes in February, 2017
Cold Springs, Eastbound (US-730)



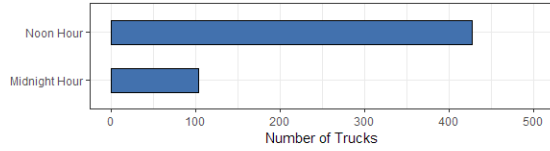
Comparison of ODOT Class 11 Volumes in July, 2017
Cold Springs, Eastbound (US-730)



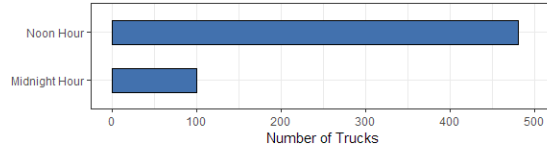
Comparison of ODOT Class 11 Volumes in November, 2017
Cold Springs, Eastbound (US-730)



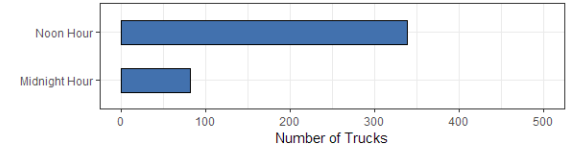
Comparison of ODOT Class 11 Volumes in March, 2017
Cold Springs, Eastbound (US-730)



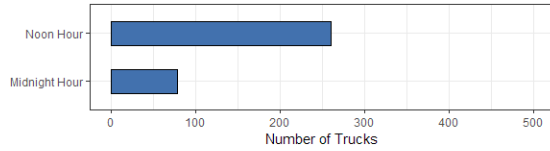
Comparison of ODOT Class 11 Volumes in August, 2017
Cold Springs, Eastbound (US-730)



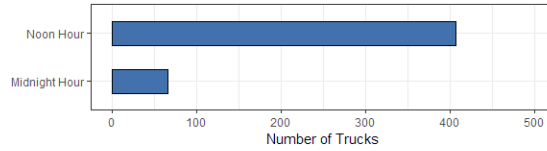
Comparison of ODOT Class 11 Volumes in December, 2017
Cold Springs, Eastbound (US-730)



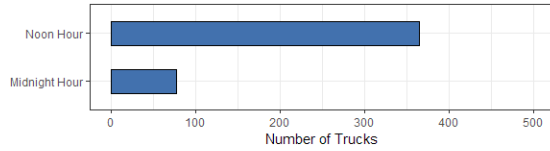
Comparison of ODOT Class 11 Volumes in April, 2017
Cold Springs, Eastbound (US-730)



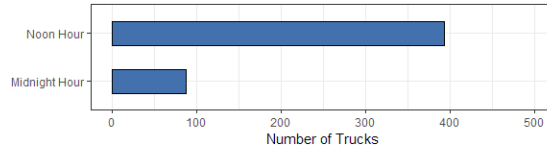
Comparison of ODOT Class 11 Volumes in September, 2017
Cold Springs, Eastbound (US-730)



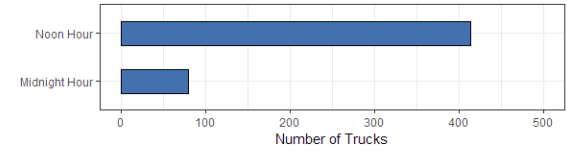
Comparison of ODOT Class 11 Volumes in January, 2018
Cold Springs, Eastbound (US-730)



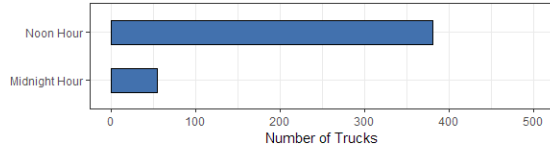
Comparison of ODOT Class 11 Volumes in May, 2018
Cold Springs, Eastbound (US-730)



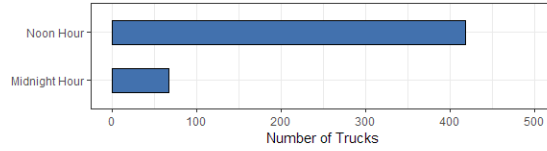
Comparison of ODOT Class 11 Volumes in September, 2018
Cold Springs, Eastbound (US-730)



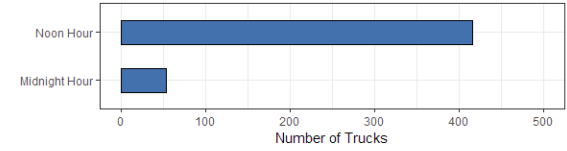
Comparison of ODOT Class 11 Volumes in February, 2018
Cold Springs, Eastbound (US-730)



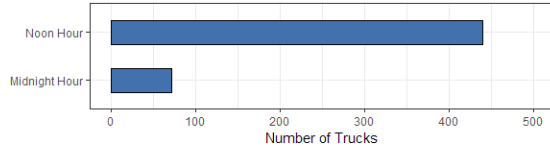
Comparison of ODOT Class 11 Volumes in June, 2018
Cold Springs, Eastbound (US-730)



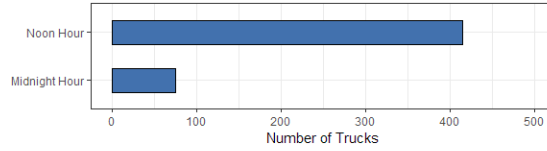
Comparison of ODOT Class 11 Volumes in October, 2018
Cold Springs, Eastbound (US-730)



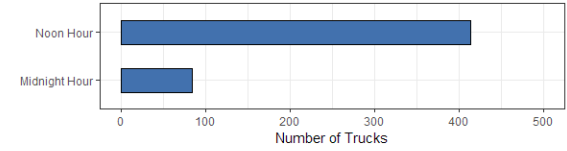
Comparison of ODOT Class 11 Volumes in March, 2018
Cold Springs, Eastbound (US-730)



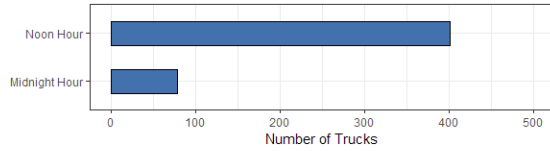
Comparison of ODOT Class 11 Volumes in July, 2018
Cold Springs, Eastbound (US-730)



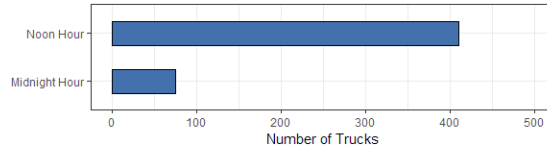
Comparison of ODOT Class 11 Volumes in November, 2018
Cold Springs, Eastbound (US-730)



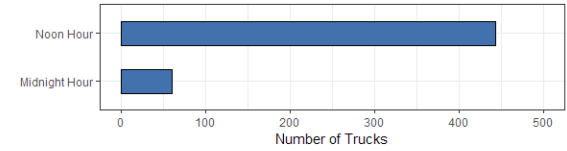
Comparison of ODOT Class 11 Volumes in April, 2018
Cold Springs, Eastbound (US-730)



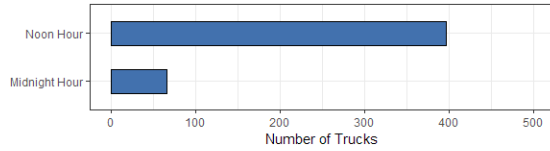
Comparison of ODOT Class 11 Volumes in August, 2018
Cold Springs, Eastbound (US-730)



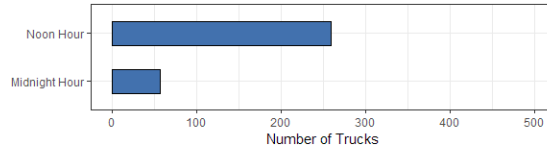
Comparison of ODOT Class 11 Volumes in December, 2018
Cold Springs, Eastbound (US-730)



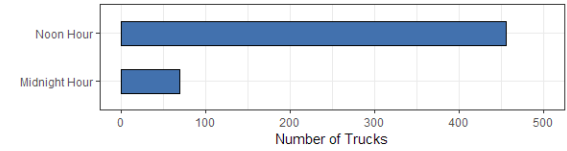
Comparison of ODOT Class 11 Volumes in January, 2015
Cold Springs, Westbound (US-730)



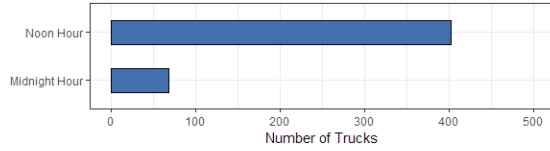
Comparison of ODOT Class 11 Volumes in May, 2015
Cold Springs, Westbound (US-730)



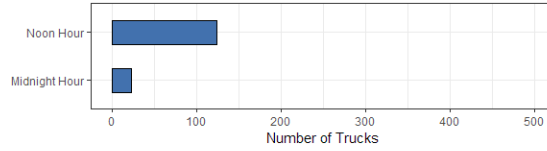
Comparison of ODOT Class 11 Volumes in October, 2015
Cold Springs, Westbound (US-730)



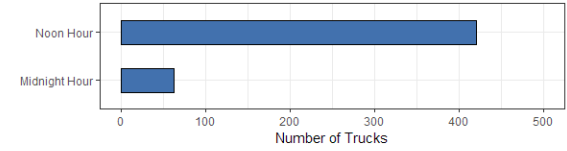
Comparison of ODOT Class 11 Volumes in February, 2015
Cold Springs, Westbound (US-730)



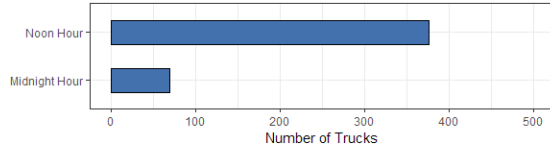
Comparison of ODOT Class 11 Volumes in July, 2015
Cold Springs, Westbound (US-730)



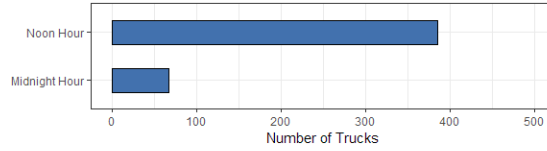
Comparison of ODOT Class 11 Volumes in November, 2015
Cold Springs, Westbound (US-730)



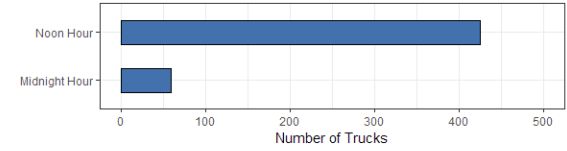
Comparison of ODOT Class 11 Volumes in March, 2015
Cold Springs, Westbound (US-730)



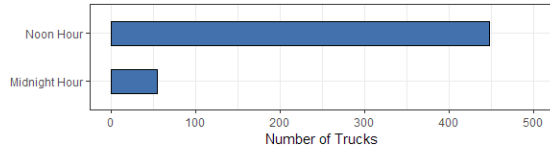
Comparison of ODOT Class 11 Volumes in August, 2015
Cold Springs, Westbound (US-730)



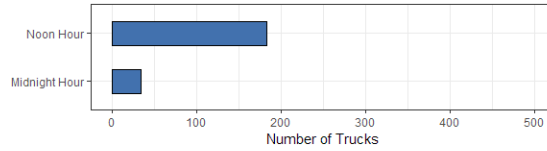
Comparison of ODOT Class 11 Volumes in December, 2015
Cold Springs, Westbound (US-730)



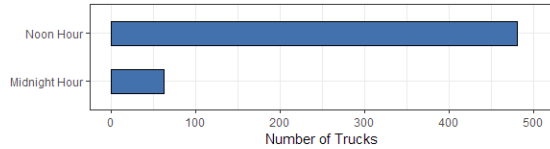
Comparison of ODOT Class 11 Volumes in April, 2015
Cold Springs, Westbound (US-730)



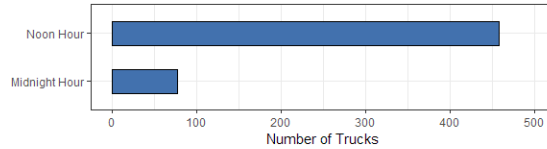
Comparison of ODOT Class 11 Volumes in September, 2015
Cold Springs, Westbound (US-730)



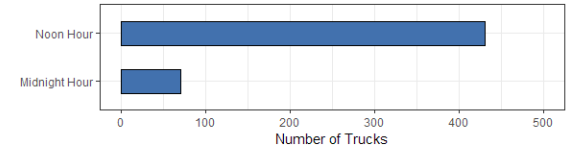
Comparison of ODOT Class 11 Volumes in January, 2016
Cold Springs, Westbound (US-730)



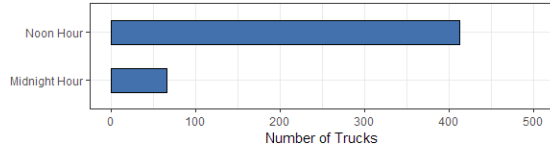
Comparison of ODOT Class 11 Volumes in May, 2016
Cold Springs, Westbound (US-730)



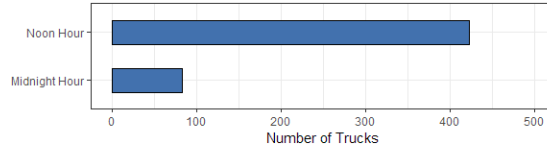
Comparison of ODOT Class 11 Volumes in September, 2016
Cold Springs, Westbound (US-730)



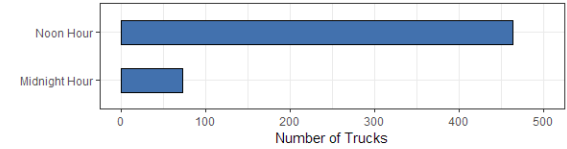
Comparison of ODOT Class 11 Volumes in February, 2016
Cold Springs, Westbound (US-730)



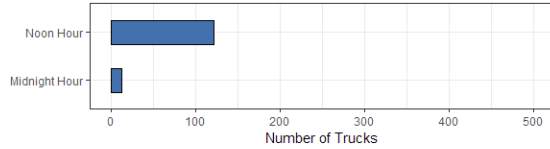
Comparison of ODOT Class 11 Volumes in June, 2016
Cold Springs, Westbound (US-730)



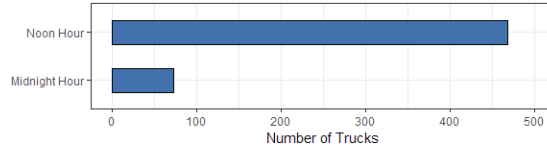
Comparison of ODOT Class 11 Volumes in October, 2016
Cold Springs, Westbound (US-730)



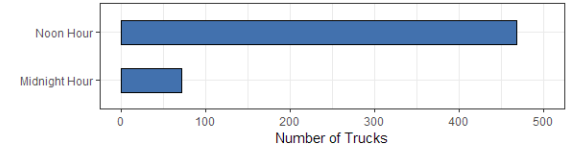
Comparison of ODOT Class 11 Volumes in March, 2016
Cold Springs, Westbound (US-730)



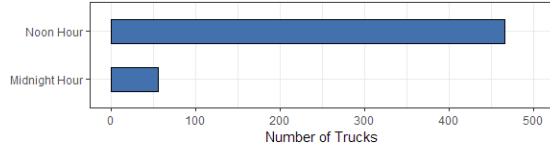
Comparison of ODOT Class 11 Volumes in July, 2016
Cold Springs, Westbound (US-730)



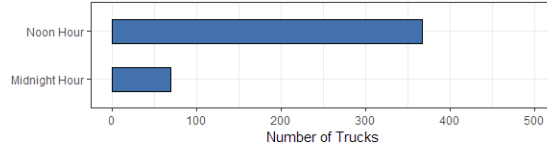
Comparison of ODOT Class 11 Volumes in November, 2016
Cold Springs, Westbound (US-730)



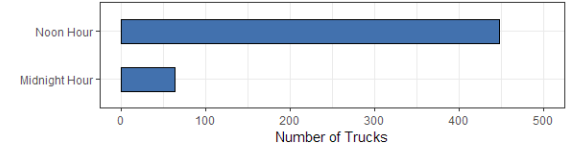
Comparison of ODOT Class 11 Volumes in April, 2016
Cold Springs, Westbound (US-730)



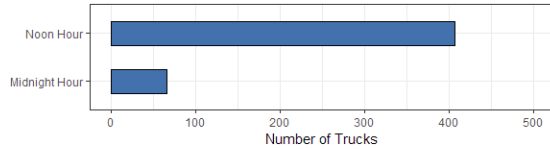
Comparison of ODOT Class 11 Volumes in August, 2016
Cold Springs, Westbound (US-730)



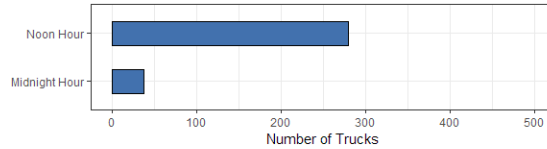
Comparison of ODOT Class 11 Volumes in December, 2016
Cold Springs, Westbound (US-730)



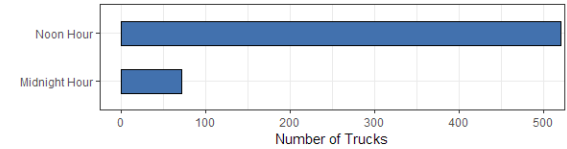
Comparison of ODOT Class 11 Volumes in January, 2017
Cold Springs, Westbound (US-730)



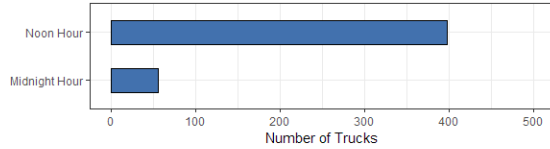
Comparison of ODOT Class 11 Volumes in June, 2017
Cold Springs, Westbound (US-730)



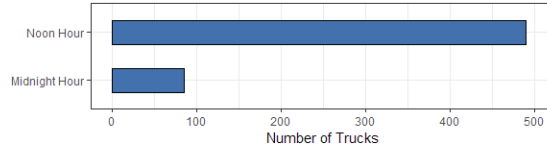
Comparison of ODOT Class 11 Volumes in October, 2017
Cold Springs, Westbound (US-730)



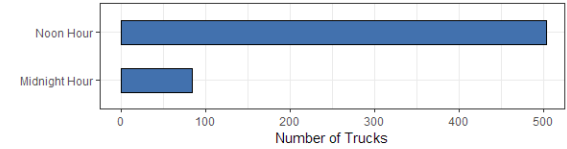
Comparison of ODOT Class 11 Volumes in February, 2017
Cold Springs, Westbound (US-730)



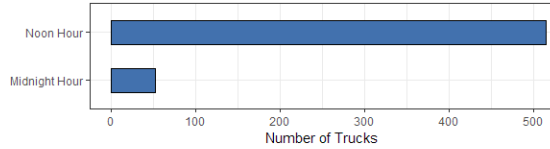
Comparison of ODOT Class 11 Volumes in July, 2017
Cold Springs, Westbound (US-730)



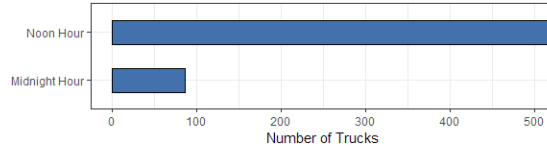
Comparison of ODOT Class 11 Volumes in November, 2017
Cold Springs, Westbound (US-730)



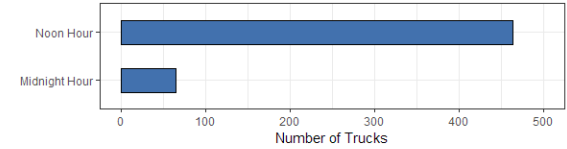
Comparison of ODOT Class 11 Volumes in March, 2017
Cold Springs, Westbound (US-730)



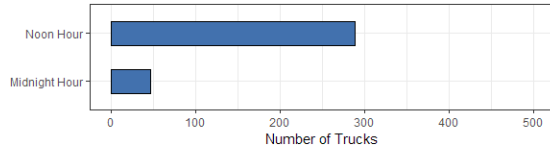
Comparison of ODOT Class 11 Volumes in August, 2017
Cold Springs, Westbound (US-730)



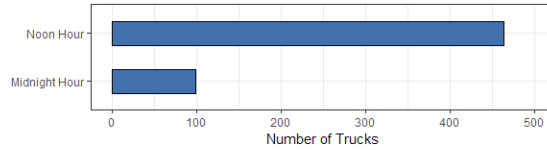
Comparison of ODOT Class 11 Volumes in December, 2017
Cold Springs, Westbound (US-730)



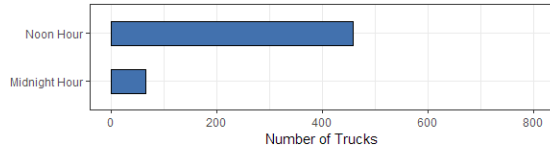
Comparison of ODOT Class 11 Volumes in April, 2017
Cold Springs, Westbound (US-730)



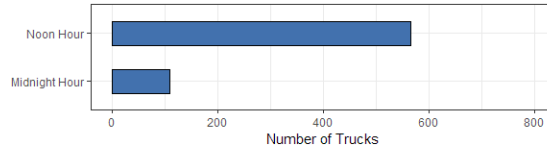
Comparison of ODOT Class 11 Volumes in September, 2017
Cold Springs, Westbound (US-730)



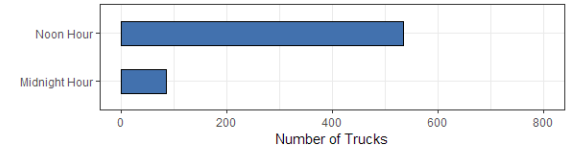
Comparison of ODOT Class 11 Volumes in February, 2018
Cold Springs, Westbound (US-730)



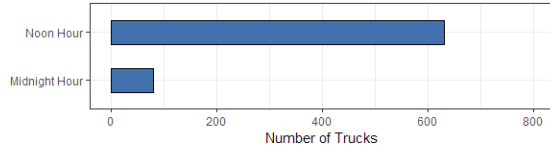
Comparison of ODOT Class 11 Volumes in June, 2018
Cold Springs, Westbound (US-730)



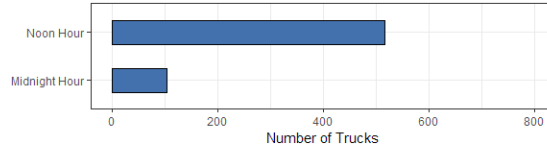
Comparison of ODOT Class 11 Volumes in October, 2018
Cold Springs, Westbound (US-730)



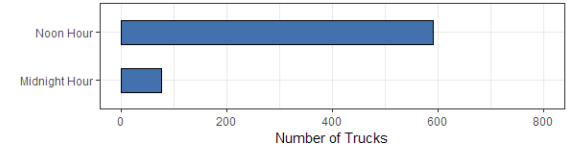
Comparison of ODOT Class 11 Volumes in March, 2018
Cold Springs, Westbound (US-730)



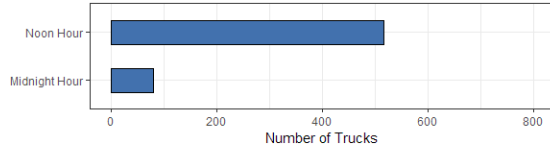
Comparison of ODOT Class 11 Volumes in July, 2018
Cold Springs, Westbound (US-730)



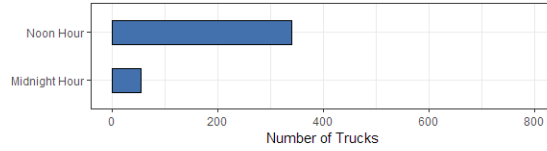
Comparison of ODOT Class 11 Volumes in November, 2018
Cold Springs, Westbound (US-730)



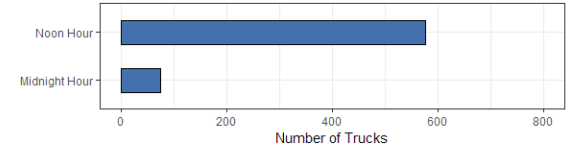
Comparison of ODOT Class 11 Volumes in April, 2018
Cold Springs, Westbound (US-730)



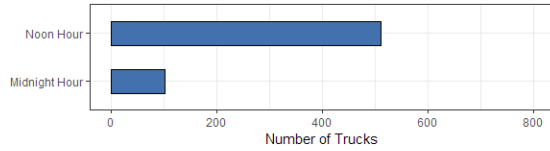
Comparison of ODOT Class 11 Volumes in August, 2018
Cold Springs, Westbound (US-730)



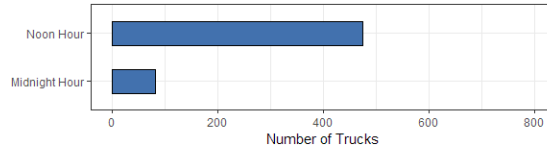
Comparison of ODOT Class 11 Volumes in December, 2018
Cold Springs, Westbound (US-730)



Comparison of ODOT Class 11 Volumes in May, 2018
Cold Springs, Westbound (US-730)



Comparison of ODOT Class 11 Volumes in September, 2018
Cold Springs, Westbound (US-730)



Lowell, Westbound (OR-58)



Lowell, Westbound (OR-58)



Lowell, Westbound (OR-58)



Lowell, Westbound (OR-58)



Lowell, Westbound (OR-58)



Lowell, Westbound (OR-58)



Lowell, Westbound (OR-58)



Lowell, Westbound (OR-58)



Lowell, Westbound (OR-58)



Lowell, Westbound (OR-58)



Lowell, Westbound (OR-58)



Lowell, Westbound (OR-58)



Lowell, Westbound (OR-58)



Lowell, Westbound (OR-58)



Lowell, Westbound (OR-58)



Lowell, Westbound (OR-58)



Lowell, Westbound (OR-58)



Lowell, Westbound (OR-58)



Lowell, Westbound (OR-58)



Lowell, Westbound (OR-58)



Lowell, Westbound (OR-58)



Lowell, Westbound (OR-58)



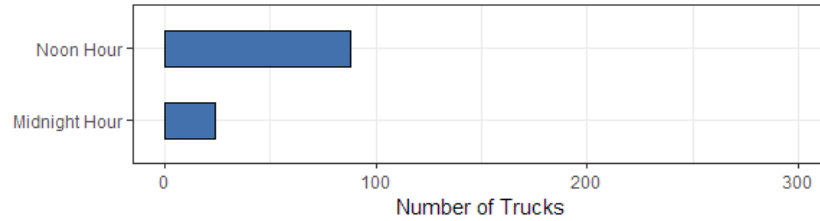
Lowell, Westbound (OR-58)



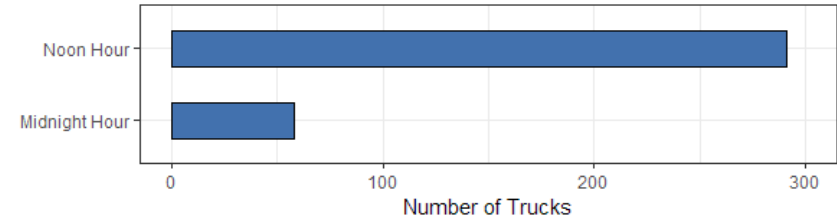
Lowell, Westbound (OR-58)



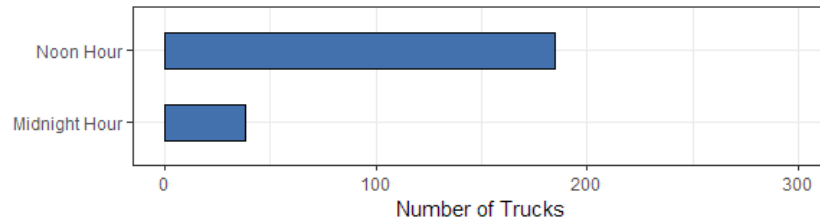
Comparison of ODOT Class 11 Volumes in January, 2017
Lowell, Westbound (OR-58)



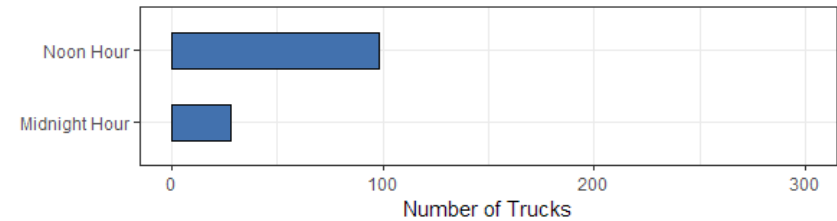
Comparison of ODOT Class 11 Volumes in March, 2017
Lowell, Westbound (OR-58)



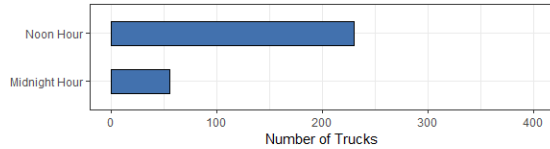
Comparison of ODOT Class 11 Volumes in February, 2017
Lowell, Westbound (OR-58)



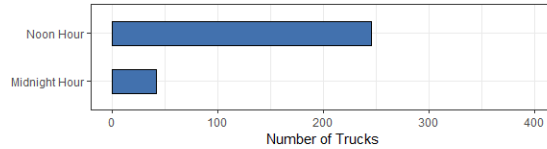
Comparison of ODOT Class 11 Volumes in April, 2017
Lowell, Westbound (OR-58)



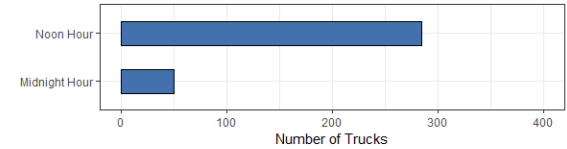
Comparison of ODOT Class 11 Volumes in January, 2015
Rocky Point, Westbound (US-30)



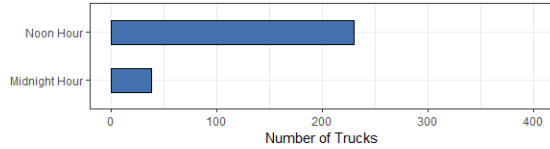
Comparison of ODOT Class 11 Volumes in May, 2015
Rocky Point, Westbound (US-30)



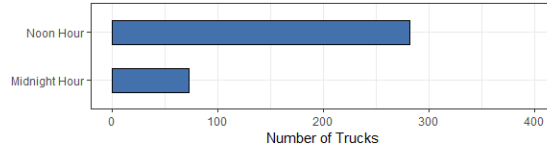
Comparison of ODOT Class 11 Volumes in September, 2015
Rocky Point, Westbound (US-30)



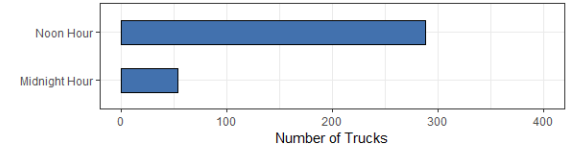
Comparison of ODOT Class 11 Volumes in February, 2015
Rocky Point, Westbound (US-30)



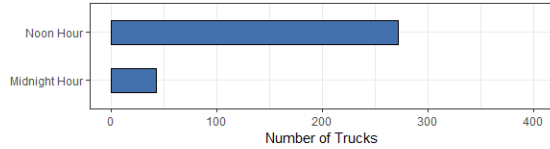
Comparison of ODOT Class 11 Volumes in June, 2015
Rocky Point, Westbound (US-30)



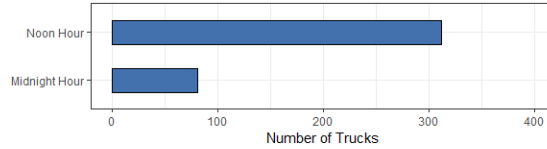
Comparison of ODOT Class 11 Volumes in October, 2015
Rocky Point, Westbound (US-30)



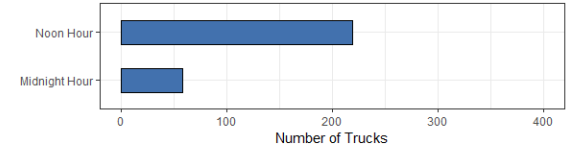
Comparison of ODOT Class 11 Volumes in March, 2015
Rocky Point, Westbound (US-30)



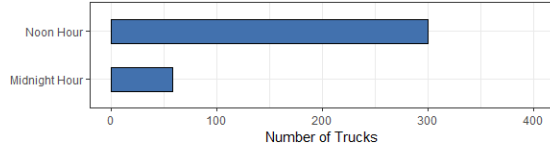
Comparison of ODOT Class 11 Volumes in July, 2015
Rocky Point, Westbound (US-30)



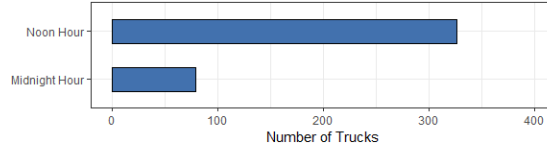
Comparison of ODOT Class 11 Volumes in November, 2015
Rocky Point, Westbound (US-30)



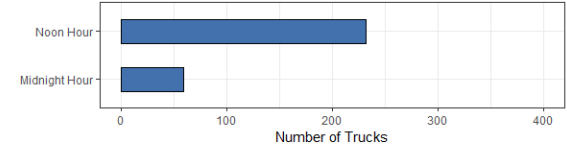
Comparison of ODOT Class 11 Volumes in April, 2015
Rocky Point, Westbound (US-30)



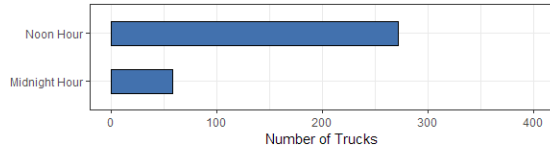
Comparison of ODOT Class 11 Volumes in August, 2015
Rocky Point, Westbound (US-30)



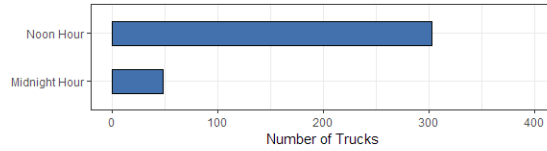
Comparison of ODOT Class 11 Volumes in December, 2015
Rocky Point, Westbound (US-30)



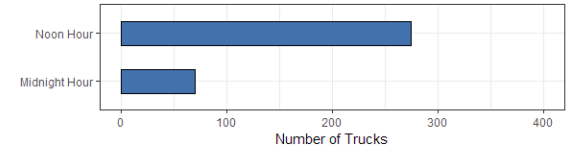
Comparison of ODOT Class 11 Volumes in January, 2016
Rocky Point, Westbound (US-30)



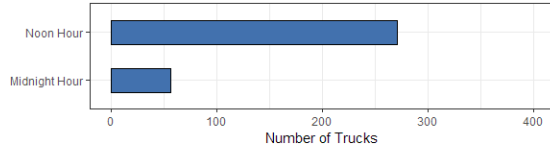
Comparison of ODOT Class 11 Volumes in May, 2016
Rocky Point, Westbound (US-30)



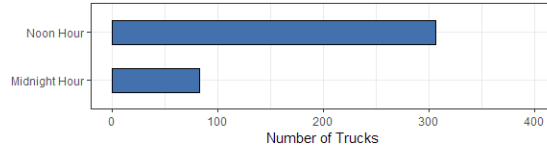
Comparison of ODOT Class 11 Volumes in September, 2016
Rocky Point, Westbound (US-30)



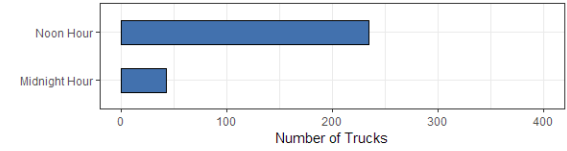
Comparison of ODOT Class 11 Volumes in February, 2016
Rocky Point, Westbound (US-30)



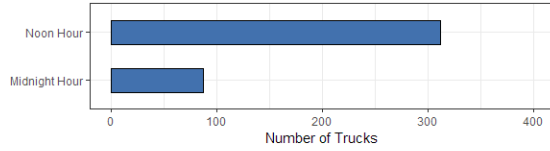
Comparison of ODOT Class 11 Volumes in June, 2016
Rocky Point, Westbound (US-30)



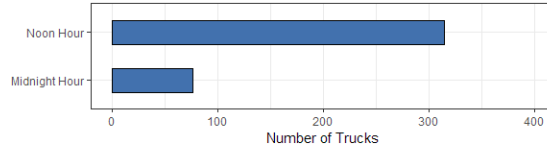
Comparison of ODOT Class 11 Volumes in October, 2016
Rocky Point, Westbound (US-30)



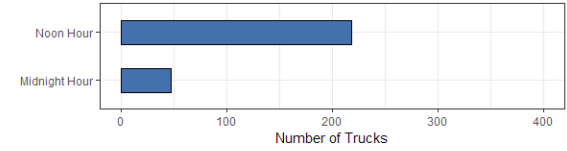
Comparison of ODOT Class 11 Volumes in March, 2016
Rocky Point, Westbound (US-30)



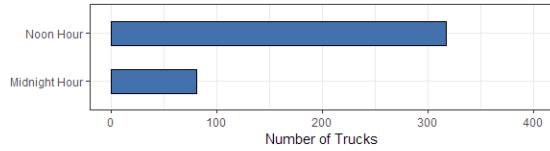
Comparison of ODOT Class 11 Volumes in July, 2016
Rocky Point, Westbound (US-30)



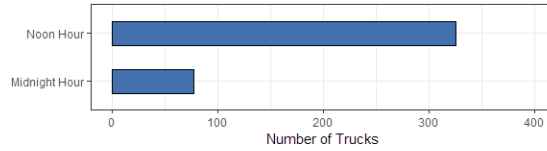
Comparison of ODOT Class 11 Volumes in November, 2016
Rocky Point, Westbound (US-30)



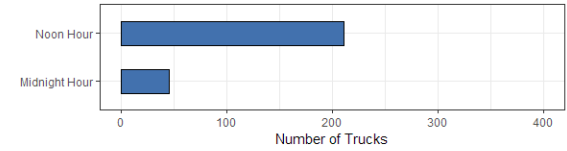
Comparison of ODOT Class 11 Volumes in April, 2016
Rocky Point, Westbound (US-30)



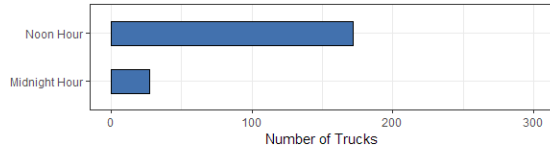
Comparison of ODOT Class 11 Volumes in August, 2016
Rocky Point, Westbound (US-30)



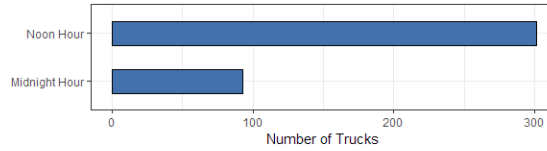
Comparison of ODOT Class 11 Volumes in December, 2016
Rocky Point, Westbound (US-30)



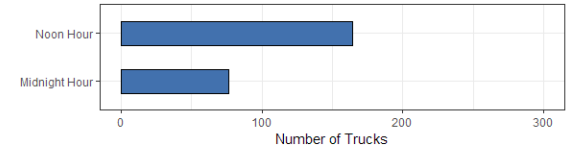
Comparison of ODOT Class 11 Volumes in January, 2017
Rocky Point, Westbound (US-30)



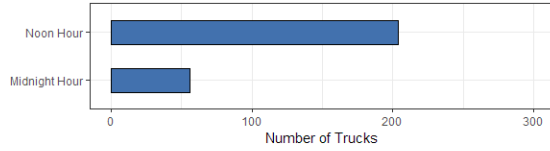
Comparison of ODOT Class 11 Volumes in May, 2017
Rocky Point, Westbound (US-30)



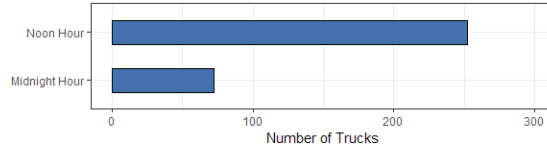
Comparison of ODOT Class 11 Volumes in September, 2017
Rocky Point, Westbound (US-30)



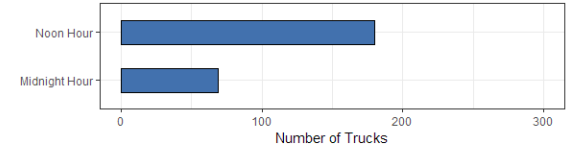
Comparison of ODOT Class 11 Volumes in February, 2017
Rocky Point, Westbound (US-30)



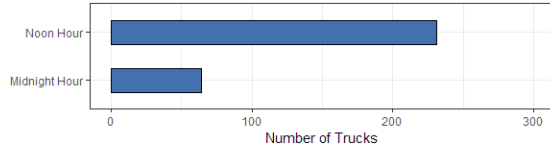
Comparison of ODOT Class 11 Volumes in June, 2017
Rocky Point, Westbound (US-30)



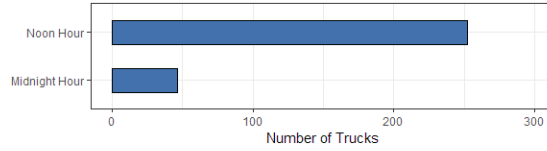
Comparison of ODOT Class 11 Volumes in October, 2017
Rocky Point, Westbound (US-30)



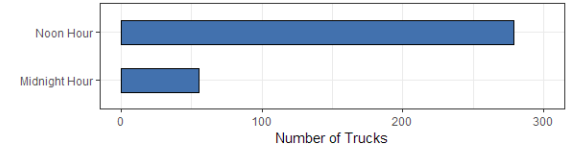
Comparison of ODOT Class 11 Volumes in March, 2017
Rocky Point, Westbound (US-30)



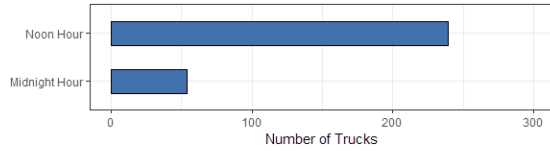
Comparison of ODOT Class 11 Volumes in July, 2017
Rocky Point, Westbound (US-30)



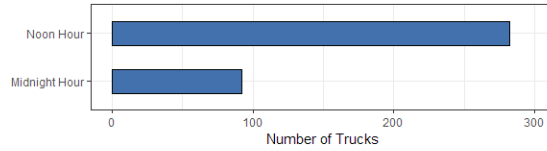
Comparison of ODOT Class 11 Volumes in November, 2017
Rocky Point, Westbound (US-30)



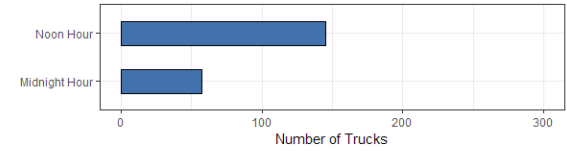
Comparison of ODOT Class 11 Volumes in April, 2017
Rocky Point, Westbound (US-30)



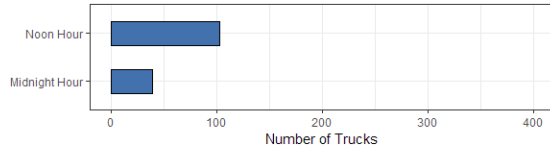
Comparison of ODOT Class 11 Volumes in August, 2017
Rocky Point, Westbound (US-30)



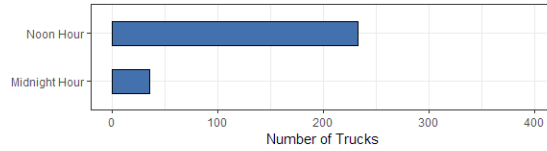
Comparison of ODOT Class 11 Volumes in December, 2017
Rocky Point, Westbound (US-30)



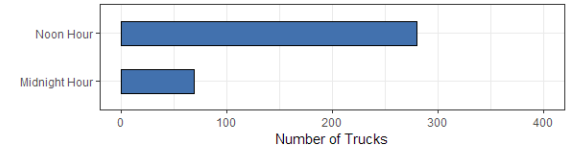
Comparison of ODOT Class 11 Volumes in January, 2018
Rocky Point, Westbound (US-30)



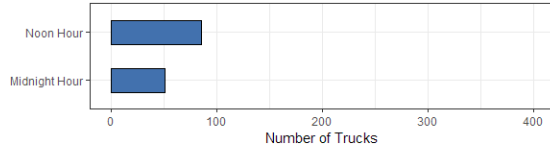
Comparison of ODOT Class 11 Volumes in May, 2018
Rocky Point, Westbound (US-30)



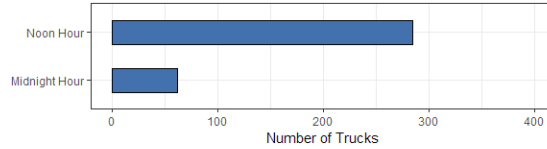
Comparison of ODOT Class 11 Volumes in September, 2018
Rocky Point, Westbound (US-30)



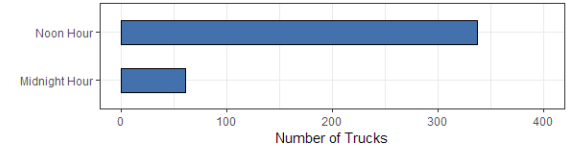
Comparison of ODOT Class 11 Volumes in February, 2018
Rocky Point, Westbound (US-30)



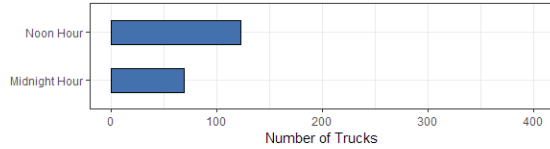
Comparison of ODOT Class 11 Volumes in June, 2018
Rocky Point, Westbound (US-30)



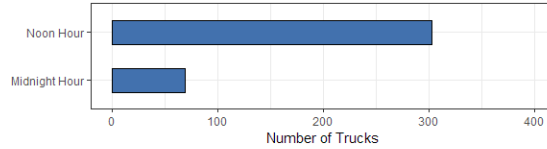
Comparison of ODOT Class 11 Volumes in October, 2018
Rocky Point, Westbound (US-30)



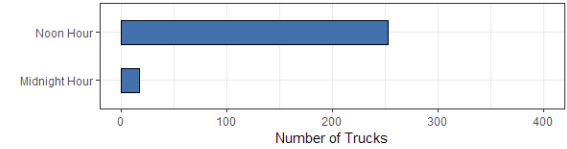
Comparison of ODOT Class 11 Volumes in March, 2018
Rocky Point, Westbound (US-30)



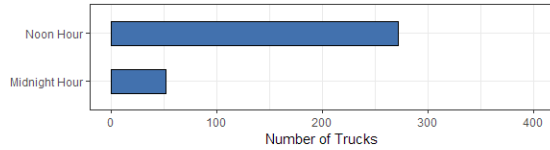
Comparison of ODOT Class 11 Volumes in July, 2018
Rocky Point, Westbound (US-30)



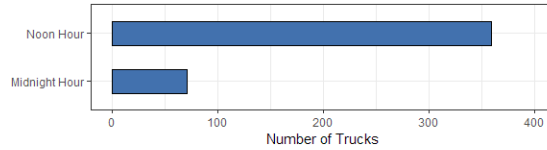
Comparison of ODOT Class 11 Volumes in November, 2018
Rocky Point, Westbound (US-30)



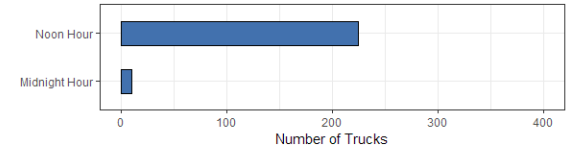
Comparison of ODOT Class 11 Volumes in April, 2018
Rocky Point, Westbound (US-30)



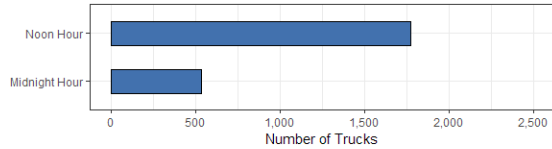
Comparison of ODOT Class 11 Volumes in August, 2018
Rocky Point, Westbound (US-30)



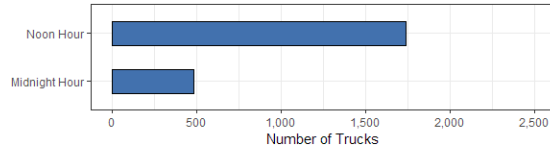
Comparison of ODOT Class 11 Volumes in December, 2018
Rocky Point, Westbound (US-30)



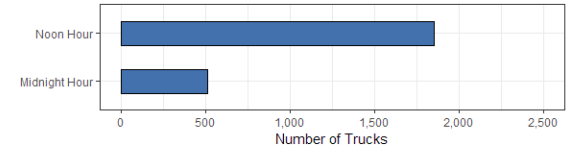
Comparison of ODOT Class 11 Volumes in January, 2015
Umatilla, Southbound (I-82)



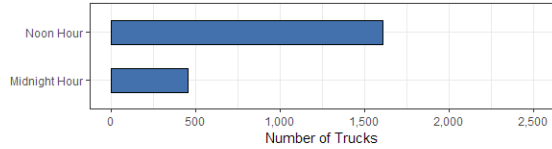
Comparison of ODOT Class 11 Volumes in May, 2015
Umatilla, Southbound (I-82)



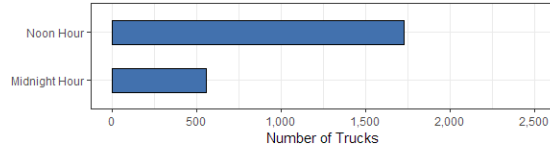
Comparison of ODOT Class 11 Volumes in September, 2015
Umatilla, Southbound (I-82)



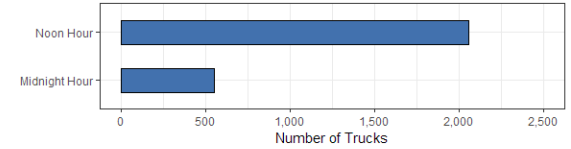
Comparison of ODOT Class 11 Volumes in February, 2015
Umatilla, Southbound (I-82)



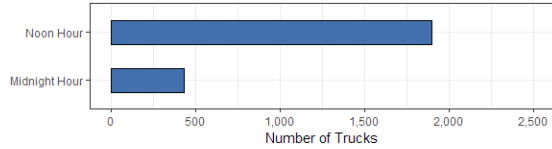
Comparison of ODOT Class 11 Volumes in June, 2015
Umatilla, Southbound (I-82)



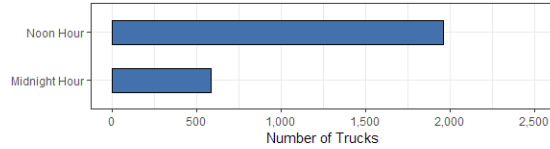
Comparison of ODOT Class 11 Volumes in October, 2015
Umatilla, Southbound (I-82)



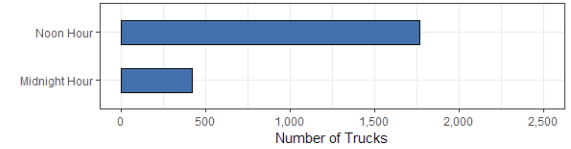
Comparison of ODOT Class 11 Volumes in March, 2015
Umatilla, Southbound (I-82)



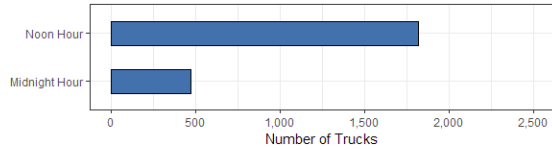
Comparison of ODOT Class 11 Volumes in July, 2015
Umatilla, Southbound (I-82)



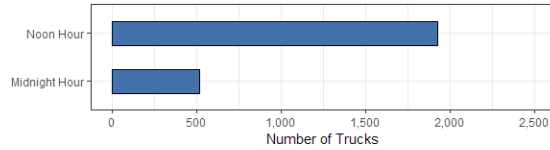
Comparison of ODOT Class 11 Volumes in November, 2015
Umatilla, Southbound (I-82)



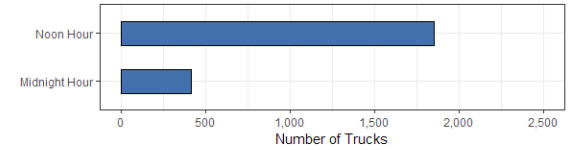
Comparison of ODOT Class 11 Volumes in April, 2015
Umatilla, Southbound (I-82)



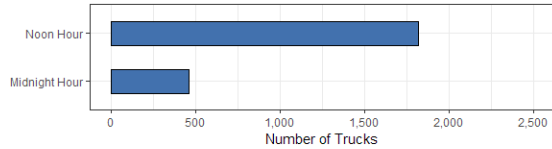
Comparison of ODOT Class 11 Volumes in August, 2015
Umatilla, Southbound (I-82)



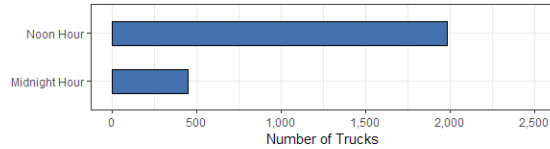
Comparison of ODOT Class 11 Volumes in December, 2015
Umatilla, Southbound (I-82)



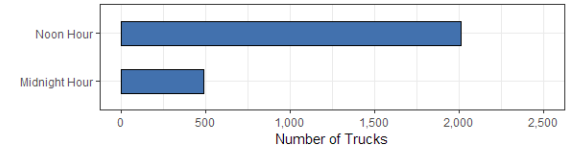
Comparison of ODOT Class 11 Volumes in January, 2016
Umatilla, Southbound (I-82)



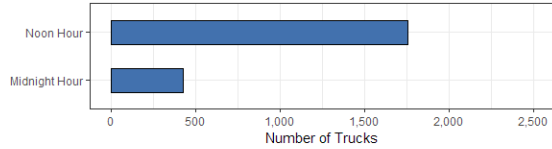
Comparison of ODOT Class 11 Volumes in May, 2016
Umatilla, Southbound (I-82)



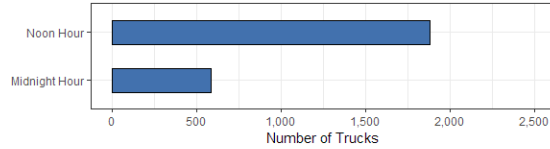
Comparison of ODOT Class 11 Volumes in September, 2016
Umatilla, Southbound (I-82)



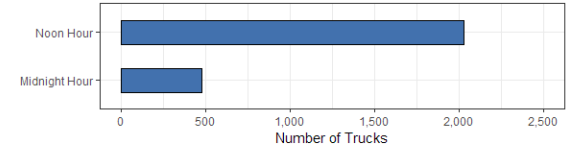
Comparison of ODOT Class 11 Volumes in February, 2016
Umatilla, Southbound (I-82)



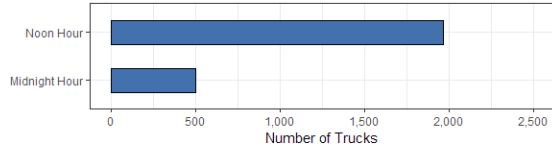
Comparison of ODOT Class 11 Volumes in June, 2016
Umatilla, Southbound (I-82)



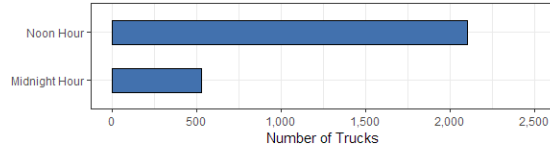
Comparison of ODOT Class 11 Volumes in October, 2016
Umatilla, Southbound (I-82)



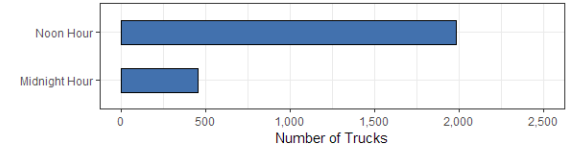
Comparison of ODOT Class 11 Volumes in March, 2016
Umatilla, Southbound (I-82)



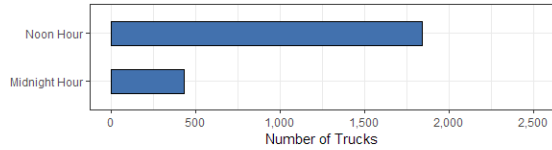
Comparison of ODOT Class 11 Volumes in July, 2016
Umatilla, Southbound (I-82)



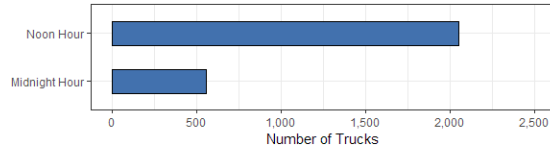
Comparison of ODOT Class 11 Volumes in November, 2016
Umatilla, Southbound (I-82)



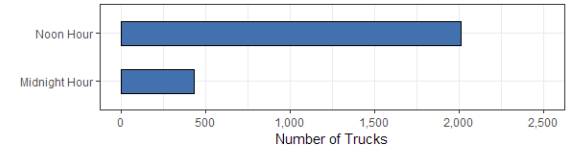
Comparison of ODOT Class 11 Volumes in April, 2016
Umatilla, Southbound (I-82)



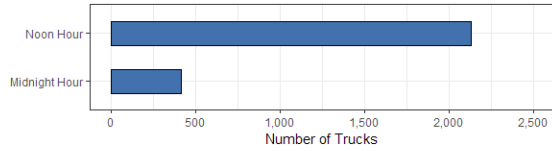
Comparison of ODOT Class 11 Volumes in August, 2016
Umatilla, Southbound (I-82)



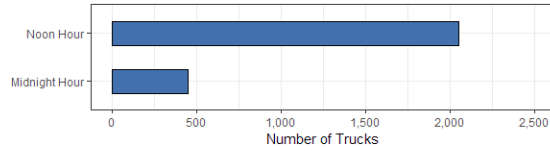
Comparison of ODOT Class 11 Volumes in December, 2016
Umatilla, Southbound (I-82)



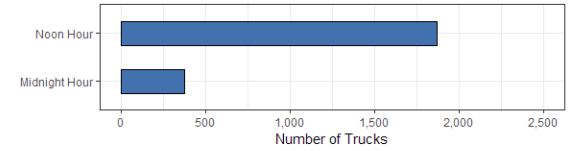
Comparison of ODOT Class 11 Volumes in January, 2017
Umatilla, Southbound (I-82)



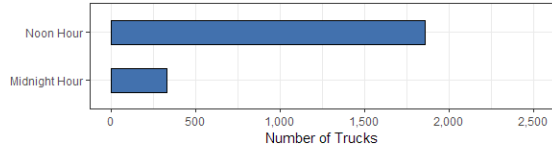
Comparison of ODOT Class 11 Volumes in April, 2017
Umatilla, Southbound (I-82)



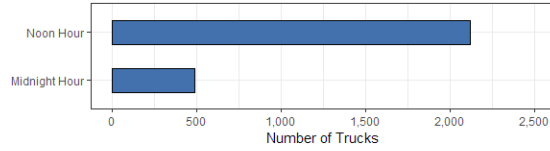
Comparison of ODOT Class 11 Volumes in July, 2017
Umatilla, Southbound (I-82)



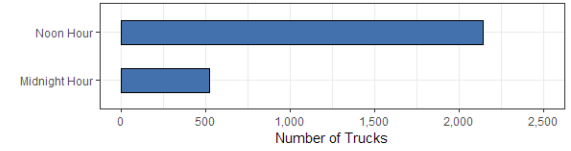
Comparison of ODOT Class 11 Volumes in February, 2017
Umatilla, Southbound (I-82)



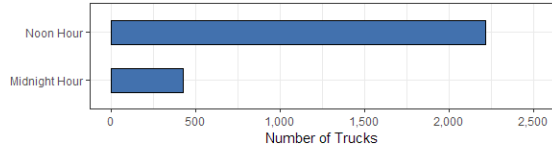
Comparison of ODOT Class 11 Volumes in May, 2017
Umatilla, Southbound (I-82)



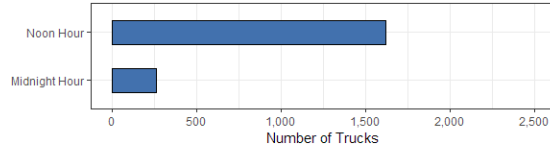
Comparison of ODOT Class 11 Volumes in August, 2017
Umatilla, Southbound (I-82)



Comparison of ODOT Class 11 Volumes in March, 2017
Umatilla, Southbound (I-82)



Comparison of ODOT Class 11 Volumes in June, 2017
Umatilla, Southbound (I-82)



Comparison of ODOT Class 11 Volumes in September, 2017
Umatilla, Southbound (I-82)

