

WHO VOTES FOR MAYOR?

Dallas



Voter turnout is shockingly low in elections for mayor and other local officials across the United States. For the most recent round of mayoral elections in America's 30 largest cities, turnout of eligible citizens in 15 of them was less than 20%.

Turnout in Dallas' May 9, 2015 mayoral election was the lowest among the largest 30 cities, with just over 6 percent of the city's eligible citizens casting a ballot. Dallas neighborhoods where voter turnout exceeded the city average had a higher share of residents 65 years and older; a lower share of racial/ethnic minorities; and a higher percentage of owner-occupied homes.

VOTER TURNOUT RANKING

30th

Dallas ranked 30th for voter turnout among the 30 largest cities, with 6.1% of eligible citizens casting a ballot.

DALLAS RESIDENTS LIVING IN VOTING DESERTS

31.9%

In Dallas, 31.9% of residents lived in "voting deserts," areas where turnout was half (or less) than the citywide average. All other 30 largest cities had a lower rate of voting deserts than Dallas.

AGE GAP

21^{yrs.}

The median age of those who voted in Dallas was 62 while the median age of Dallas' adult population was 41. This "age gap" of 21 years ranks Dallas 26th. The top city has the lowest age gap.

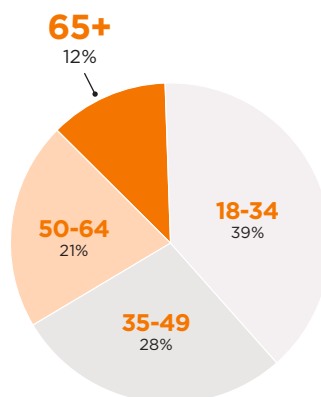
OLDER VOTERS HAVE MORE ELECTORAL CLOUT

22x

A Dallas resident over the age of 65 is 22 times more likely to cast a ballot than a younger resident between the ages of 18 and 34, giving older voters much more "electoral clout."

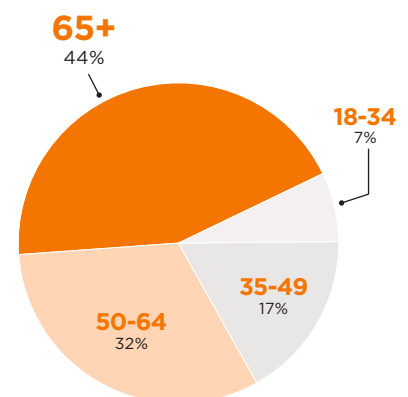
PERCENTAGE OF VOTING AGE RESIDENTS BY AGE

People who can vote



PERCENTAGE OF VOTERS IN LAST ELECTION BY AGE

People who do vote

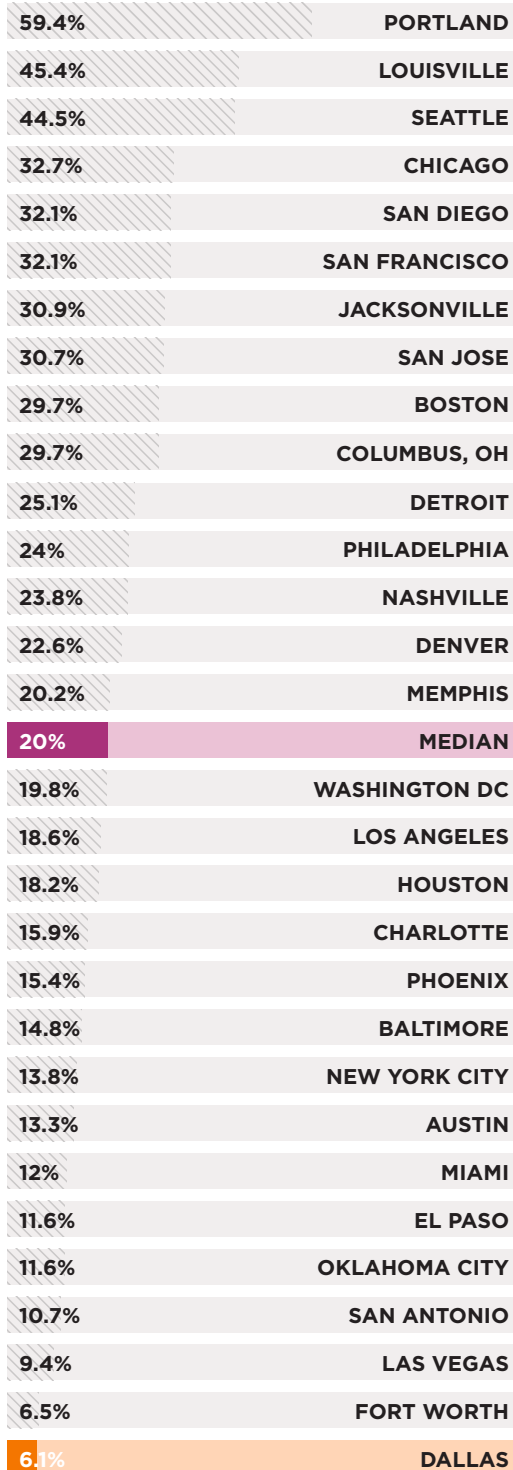


All data refer to each city's "determinative" mayoral election, which in most cases was either its only contest, or the second round or "run-off" election. However, in several cities (e.g. Baltimore, Philadelphia, New York City) the dominant party primary election was considered determinative.

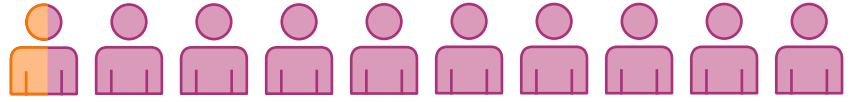


Who's voting in local elections in Dallas?

TURNOUT OF ELIGIBLE VOTERS IN MOST RECENT MAYORAL ELECTION: 30 LARGEST CITIES



Only 6.1% of eligible citizens voted in the last election



MEDIAN AGE OF VOTERS IN LAST ELECTION VS. ADULT POPULATION: DALLAS

Voters

62 yrs.

Adult Population

41 yrs.

MEDIAN AGE OF VOTERS IN LAST ELECTION VS. ADULT POPULATION: 30 LARGEST U.S. CITIES

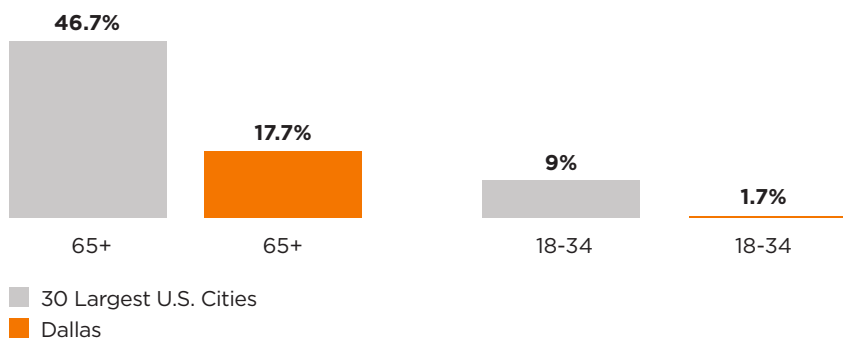
Voters

57 yrs.

Adult Population

42 yrs.

TURNOUT OF REGISTERED VOTERS BY AGE GROUP



NOTE: Caution should be used in making city-to-city comparisons of registered voter turnout since cities vary widely in how frequently they update voter registration rolls.

Explore the data: Visit whovotesformayor.org for an in-depth look at who's voting in local elections in Dallas and other cities around the country, including maps comparing voter turnout with factors like age, race, and education.