

# WHO VOTES FOR MAYOR?

## Denver



**Voter turnout is shockingly low in elections for mayor and other local officials across the United States. For the most recent round of mayoral elections in America's 30 largest cities, turnout of eligible citizens in 15 of them was less than 20%.**

Turnout in Denver's May 5, 2015 mayoral election was near the median of the 30 largest cities, with about one-fifth of the city's eligible citizens casting a ballot. Denver neighborhoods where voter turnout exceeded the city average had a higher share of residents 65 years and older; a lower share of racial/ethnic minorities; and a higher percentage of owner-occupied homes.

### VOTER TURNOUT RANKING

# 14<sup>th</sup>

Denver ranked 14th for voter turnout among the 30 largest cities, with 22.6% of eligible citizens casting a ballot.

### DENVER RESIDENTS LIVING IN VOTING DESERTS

# 6.4%

In Denver, 6.4% of residents lived in "voting deserts," areas where turnout was half (or less) than the citywide average. Ten cities had a lower rate of voting deserts than Denver.

### AGE GAP

# 19<sup>yrs.</sup>

The median age of those who voted in Denver was 59 while the median age of Denver's adult population was 40. This "age gap" of 19 years ranks Denver 23rd. The top city has the lowest age gap.

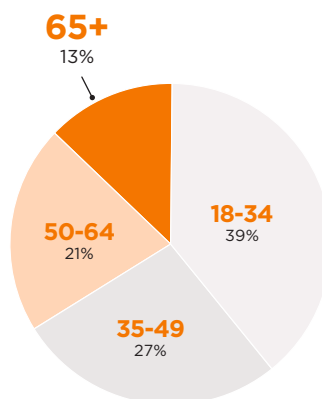
### OLDER VOTERS HAVE MORE ELECTORAL CLOUT

# 16x

A Denver resident over the age of 65 is 16 times more likely to cast a ballot than a younger resident between the ages of 18 and 34, giving older voters much more "electoral clout."

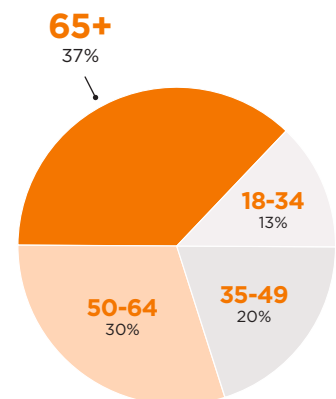
### PERCENTAGE OF VOTING AGE RESIDENTS BY AGE

People who can vote



### PERCENTAGE OF VOTERS IN LAST ELECTION BY AGE

People who do vote

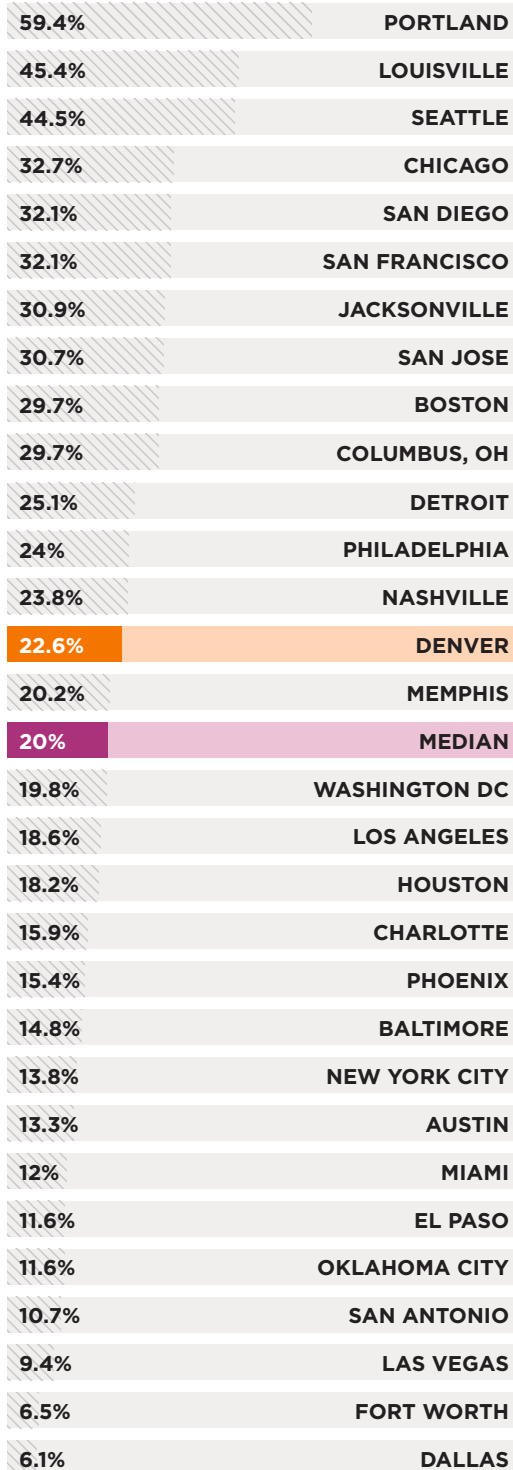


All data refer to each city's "determinative" mayoral election, which in most cases was either its only contest, or the second round or "run-off" election. However, in several cities (e.g. Baltimore, Philadelphia, New York City) the dominant party primary election was considered determinative.




# Who's voting in local elections in Denver?

## TURNOUT OF ELIGIBLE VOTERS IN MOST RECENT MAYORAL ELECTION: 30 LARGEST CITIES



## Only 22.6% of eligible citizens voted in the last election



## MEDIAN AGE OF VOTERS IN LAST ELECTION VS. ADULT POPULATION: DENVER

Voters

59 yrs.

Adult Population

40 yrs.

## MEDIAN AGE OF VOTERS IN LAST ELECTION VS. ADULT POPULATION: 30 LARGEST U.S. CITIES

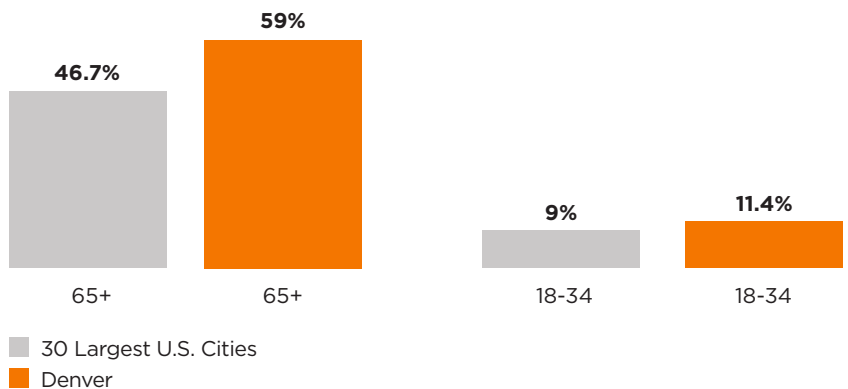
Voters

57 yrs.

Adult Population

42 yrs.

## TURNOUT OF REGISTERED VOTERS BY AGE GROUP



NOTE: Caution should be used in making city-to-city comparisons of registered voter turnout since cities vary widely in how frequently they update voter registration rolls.

**Explore the data:** Visit [whovotesformayor.org](http://whovotesformayor.org) for an in-depth look at who's voting in local elections in Denver and other cities around the country, including maps comparing voter turnout with factors like age, race, and education.