

Beginning Japanese for Professionals: Book 1

Lesson 2 – Meeting People

Author: Emiko Konomi, Portland State University



This chapter is licensed with a Creative Commons [Attribution-NonCommercial 4.0 International License](https://creativecommons.org/licenses/by-nc/4.0/) Download this book for free at: <http://archives.pdx.edu/ds/psu/16422>

Lesson 2 - Meeting People

Dialogue 1 ◡

Emily, an exchange student, is staying with the Yamamoto family and is heading out in the morning.

Emily: Anou, ima nan-ji desu ka. Um, what time is it (now)?

あのう、今、何時ですか。

Yamamoto: Etto...hachi-ji desu yo. Let's see...it's eight o'clock.

えっと、八時ですよ。

Emily: Ja, itte kimasu.

じゃ、行ってきます。

Well, see you later.

Outside, Emily sees Mr. Tanaka, a neighbor.

Emily: *Ii otenki desu nee.* It's a beautiful day, isn't it?

いいお天気ですねえ。

Tanaka: *A, Emily-san, gakkou desu ka.* Oh, Michael. Are you going to school?

あ、エミリーさん。学校ですか。

Emily: *Ie, kyou wa gakkou ja nai desu.* No, not school, today.

Arubaito desu.


I'm working.

いえ、今日は、学校じゃないです。アルバイトです。

Vocabulary ◡

<i>anou</i>	あのう		um... (hesitation noise)
<i>ima</i>	いま	今	now
<i>nan-ji</i>	なんじ	何時	what time
<i>desu</i>	です		is X
<i>etto</i>	えっと		let's see... (hesitation noise)
<i>hachi-ji</i>	はちじ	八時	eight o'clock
<i>ii</i>	いい		good
<i>o-</i>	お		affix indicating politeness
<i>tenki</i>	てんき	天気	weather
<i>otenki</i>	おてんき	お天気	weather (polite)
<i>ii otenki</i>	いいおてんき	いいお天気	good weather
<i>gakkou</i>	がっこう	学校	school
<i>ja nai desu</i>	じゃないです		is not X
<i>arubaito</i>	あるばいと	アルバイト	part-time job (of students), side job
<i>+baito</i>	ばいと	バイト	abbreviated form of <i>arubaito</i>

+~han	~はん	半	half (past the hour)
+ame	あめ	雨	rain
+yuki	ゆき	雪	snow
+atsui	あつい	暑い	hot
+samui	さむい	寒い	cold
+shigoto	しごと	仕事	work, job
+kaisha	かいしゃ	会社	company, work
+kaimono	かいもの	買い物	shopping
+sanpo	さんぽ	散歩	walk
+yasumi	やすみ	休み	time off, absence, (store) closed

Clock Time 			
<i>Ichi-ji</i>	いちじ	一時	1 o'clock
<i>Ni-ji</i>	にじ	二時	2 o'clock
<i>San-ji</i>	さんじ	三時	3 o'clock
<i>Yo-ji</i>	よじ	四時	4 o'clock
<i>Go-ji</i>	ごじ	五時	5 o'clock
<i>Roku-ji</i>	ろくじ	六時	6 o'clock
<i>Shichi-ji</i>	しちじ	七時	7 o'clock
<i>Hachi-ji</i>	はちじ	八時	8 o'clock
<i>Ku-ji</i>	くじ	九時	9 o'clock
<i>Juu-ji</i>	じゅうじ	十時	10 o'clock
<i>Juu-ichi-ji</i>	じゅういちじ	十一時	11 o'clock
<i>Juu-ni-ji</i>	じゅうにじ	十二時	12 o'clock
<i>Rei-ji</i>	れいじ	零時	12 o'clock (0 o'clock)
<i>Nan-ji</i>	なんじ	何時	what time
<i>han</i>	~はん	半	half
<i>ichi-ji-han</i>	いちじはん	一時半	1:30

Grammar Notes

2-1-1 /Noun + *desu* / 'is N' /Noun + *ja nai desu*/ 'is not N'

/X desu/ means 'is X' (Affirmative) and */X ja nai desu/* means 'is not X' (Negative). These noun sentences are Non-Past and Formal.

Ame desu yo. It's raining.

Kore wa gakkou desu ka. Is this a school?

Honda-san ja nai desu ka? Aren't you Ms. Honda?

A negative question can be also used 1) to show some uncertainty, and 2) to politely correct someone.

- | | |
|-------------------------------------|---------------------|
| 1) <i>Ima, na-ji desu ka.</i> | What time is it? |
| <i>-Yo-ji ja nai desu ka?</i> | Isn't it four? |
| 2) <i>San-ji desu yo.</i> | It's three. |
| <i>-Anou, yo-ji ja nai desu ka.</i> | Umm, isn't it four? |

Recall that what is obvious from the context is usually not mentioned in Japanese. In the dialogue above, Ms. Tanaka sees Michael going somewhere, and checks if he is going to work. All she has to say is 'Is it work (that you are going to)?'

A sentence *X wa Y desu* is usually translated as 'X is Y'. However, unlike the English translation, where X equals Y (Y is the identity of X), the interpretation of the Japanese sentence is more open and flexible. Consider the following:

Honda-san wa shigoto desu.

This sentence does not mean 'Ms. Honda IS work', but rather for Ms. Honda what is under discussion is the work. So, there are numerous possible interpretations depending on the context. For example, she is at work, her priority is her work, her plan for the weekend is to work, what she likes is her job, to list a few. So, be aware of the context and be imaginative. Now, test your imagination. What can the following possibly mean?

Honda-san wa Panda desu.

2-1-2 Clock Time

Hours are named by attaching *-ji* to the number. Minutes will be introduced later. You can attach *-han* to the hour to mean 'half past the hour'. Note that, unlike English, when asking what time it is, *ima* 'now' is commonly used in Japanese, as shown in the dialogue above.

2-1-3 Hesitation Noises: *Anou* and *Etto*

Hesitation noises are very common in Japanese conversations. Without them, a conversation may sound too mechanical and abrupt. Japanese conversations tend to favor less direct and less confrontational exchanges. 'Beating around the bush' may not be such a bad thing when speaking Japanese. One way to do it is to use hesitation noises. A lot of them!

Anou and *etto* are two of the most common hesitation noises in Japanese. *Anou* is the all mighty hesitation noise while *etto* indicates that you are searching for the right answer. So, when asked what your name is, for example, *anou* is fine, but not *etto*. *Anou* is also used to get attention from a person, but not *etto*.

Besides the hesitation noises, you also hear Japanese speakers elongating the last vowel of each word, or inserting *desu ne* between chunks of words to slow down speech.

Imaaa, anoou, Honda-san waaaa, shigotooo desu. Honda is at work now.

Ashita desu ne, anoo desu ne zenbu desu ne tsukurimasu. I'll make all tomorrow.

Drills and Exercises

- | | | |
|---|---|---|
| A. Cue: <i>Ima ku-ji desu ka.</i>
Response: <i>Iya, juu-ji desu yo.</i>
Cue: <i>Ima san-ji desu ka.</i>
Response: <i>Iya, yo-ji desu yo.</i> | Is it nine o'clock?
No, it's ten.
Is it three o'clock?
No, it's four. | 🎧 |
| B. Cue: <i>Kyou wa baito desu ka.</i>
Response: <i>Ie, baito ja nai desu.</i>
Cue: <i>Kyou wa ame desu ka.</i>
Response: <i>Ie, ame ja nai desu.</i> | Are you working today?
No, I'm not.
Is it raining today?
No, it isn't. | 🎧 |

C. Say it in Japanese.

You are heading out in the morning. Mrs. Yamamoto asks you if you are going to work. Reply.

1. Yes, I'm going to the office (company). Excuse me. What time is it?
2. No, today is my day off. I'm going shopping.
3. No, I'm not going to work today. I'm just going out.
4. Yes, I'm going to work (side job). I'm not returning today. I'll be back the day after tomorrow. See you later.
5. No, I'm just taking a little walk. It's a beautiful day! Wont' you come, too?

D. Act in Japanese.

1. Greet a neighbor in the morning. Mention how cold it is. Ask if it's going to snow tomorrow.
2. Ms. Honda is heading out. Check if she is going shopping. Warn her that it will rain today.
3. You've been asked if it's your day off today. Tell Ms. Yamamoto that yes, it is, but you'll study.
4. A supervisor is looking for Mr. Yamada. Let her know that he is absent today, but will come tomorrow.
5. Someone has mistaken you for Mr/s. Smith. Correct him. Use hesitation noises to avoid bluntness.
6. You've been invited to join a neighborhood soccer team. Find out what time practice is scheduled everyday.
7. You found an error in the schedule. Politely point out that this is not 3:00 and should be 3:30.

Michael meets a business associate and exchanges business cards.

- Oda : *Ajia Ginkou no Oda desu.* I'm Oda from Bank of Asia.
 アジア銀行ぎんこうの小田おだです。
Hajimemashite. How do you do?
 はじめまして。
- Michael: *Oda-san desu ka.* Mr. Oda?
 小田おださんですか。
J-Netto no Maikeru Sumisu desu. I'm Michael Smith from J-Net.
 Jネットのマイケル・スミスです。
Douzo yoroshiku onegai-shimasu. Nice to meet you.
 どうぞ、よろしくおねが願いします。

Mrs. Yamamoto introduces Emily at a meeting of the International Club.

- Mrs. Y: *Minasan, chotto shoukai-shimasu.* Everyone, I'd like to introduce someone.
 みなさん、ちょっと紹しょうかい介します
Ryuugakusei no Emirii-san desu. It's Emily, an exchange student.
 留りゅうがくせい学生のエミリーさんです。


- Emily: *Hajimemashite. Emirii Hiru desu.* Hello, I'm Emily Hill.
 はじめまして。エミリー・ヒルです。
Amerika no Pootorando shuuritsu daigaku, daigakuin no ichi-nensei desu.
 アメリカのポートルしゅうりつだいがくランド州立大学、大だいがくいん学院の一年生です。
 I'm a first year graduate student
 at Portland State University, USA.

- Senkou wa bijinesu desu.* My major is business.
 専攻せんこうはビジネスです。
Douzo yoroshiku onegai-shimasu. Nice to meet you.
 どうぞ、よろしくおねが願いします。

Vocabulary ☺

<i>Ajia</i>	あじあ	アジア	Asia
<i>ginkou</i>	ぎんこう	銀行	bank
<i>Oda</i>	おだ	小田	Oda (family name)
<i>J-netto</i>	J-ねっと	J-ネット	J-Net
<i>minasan</i>	みなさん	皆さん	everyone (polite)

<i>shoukai</i>	しょうかい	紹介	introduction
<i>ryuugakusei</i>	りゅうがくせい	留学生	study-abroad student
<i>Emirii</i>	えみりい	エミリー	Emily
<i>Hiru</i>	ひる	ヒル	Hill
<i>Amerika</i>	あめりか	アメリカ	USA
<i>Pootorando</i>	ぽうとらんど	ポートランド	Portland
<i>shuuritsu</i>	しゅうりつ	州立	state funded
<i>daigaku</i>	だいがく	大学	university, college
<i>daigakuin</i>	だいがくいん	大学院	graduate school
<i>ichi-nen-sei</i>	いちねんせい	一年生	freshman
<i>senkou</i>	せんこう	専攻	academic major
<i>bijinesu</i>	びじねす	ビジネス	business
+ <i>dare</i>	だれ		who
+ <i>doko</i>	どこ		where
+ <i>nani-jin</i>	なにじん	何人	person of what nationality
+ <i>minna</i>	みんな		everyone, all
+ <i>gakusei</i>	がくせい	学生	student
+ <i>daigakusei</i>	だいがくせい	大学生	college student
+ <i>tomodachi</i>	ともだち	友だち	friend
+ <i>kuni</i>	くに	国	country
+ <i>ni-nen-sei</i>	にねんせい	二年生	sophomore, second grader
+ <i>san-nen-sei</i>	さんねんせい	三年生	junior, third grader
+ <i>yo-nen-sei</i>	よねんせい	四年生	senior, fourth grader
+ <i>nan-nen-sei</i>	なんねんせい	何年生	what grade in school
+ <i>rekishi</i>	れきし	歴史	history
+ <i>keizai</i>	けいざい	経済	economy
+ <i>seiji</i>	せいじ	政治	politics
+ <i>meishi</i>	めいし	名刺	business card

Country			Nationality (add <i>-jin</i> to the country name) 			
<i>Nihon</i>	にほん	日本	Japan	にほんじん	日本人	Japanese
<i>Igirisu</i>	いぎりす	イギリス	England	いぎりすじん	イギリス人	English
<i>Amerika</i>	あめりか	アメリカ	U.S.	あめりかじん	アメリカ	American
<i>Kankoku</i>	かんこく	韓国	Korea	かんこくじん	韓国人	Korean
<i>Roshia</i>	ろしあ	ロシア	Russia	ろしあじん	ロシア人	Russian
<i>Chuugoku</i>	ちゅうごく	中国	China	ちゅうごくじん	中国人	Chinese
<i>Taiwan</i>	たいわん	台湾	Taiwan	たいわんじん	台湾人	Taiwanese
<i>Furansu</i>	ふらんす	フランス	France	ふらんすじん	フランス人	French person
<i>Doitsu</i>	どいつ	ドイツ	Germany	どいつじん	ドイツ人	German
<i>Supein</i>	すぺいん	スペイン	Spain	すぺいんじん	スペイン人	Spaniard
<i>Itaria</i>	いたりあ	イタリア	Italy	いたりあじん	イタリア人	Italian
<i>Indo</i>	いんど	インド	India	いんどじん	インド人	Indian
<i>Betonamu</i>	べとなむ	ベトナム	Vietnam	べとなむじん	ベトナム人	Vietnamese

<i>doko no kuni</i>	どこのくに	どこの国	what country
<i>nani-jin</i>	なにじん	何人	what nationality

Subjects in Business School		
<i>bijinesu</i>	ビジネス	business
<i>maкетинグ</i>	マーケティング	marketing
<i>fainansu</i>	ファイナンス	finance
<i>keiri</i>	けいり 経理	accounting
<i>sapurai chein</i>	サプライチェーン	supply chain
Academic Disciplines		
<i>rekishi-gaku*</i>	れきしがく 歴史学	history
<i>keizai-gaku*</i>	けいざいがく 経済学	economics
<i>seiji-gaku*</i>	せいじがく 政治学	political science
<i>suugaku</i>	すうがく 数学	mathematics
<i>bungaku</i>	ぶんがく 文学	literature
<i>eibungaku</i>	えいぶんがく 英文学	English literature
<i>nihon bungaku</i>	にほんぶんがく 日本文学	Japanese literature
<i>gengo-gaku*</i>	げんごがく 言語学	linguistics
<i>shinri-gaku*</i>	しんりがく 心理学	psychology
<i>tetsugaku*</i>	てつがく 哲学	philosophy
<i>shakai-gaku*</i>	しゃかいがく 社会学	sociology
<i>butsuri-gaku*</i>	ぶつりがく 物理学	physics
<i>kagaku</i>	かがく 化学	chemistry
<i>seibutsu-gaku*</i>	せいぶつがく 生物学	biology
<i>tenmongaku*</i>	てんもんがく 天文学	astrology
*These can be used without <i>-gaku</i> (academic discipline).		

Grammar Notes

2-2-1 Noun *no* Noun

When one noun describes another in Japanese they are connected together by particle *no*. /X no Y/ means a kind of Y, which is described by X. Multiple nouns can be connected by particle *no*, but always the last noun is the main noun. Compare the following:

pasokon no kaisya

a computer company

<i>kaisya no pasokon</i>	a computer in the company
<i>America no pasokon no kaisya</i>	a computer company in the US
<i>America no kaisya no pasokon</i>	a computer (made by) an American company

The relationship between the main noun and other noun(s) varies greatly depending on their meaning. The following are some examples.

Location	<i>Nihon no daigaku</i>	colleges in Japan
Affiliation	<i>J-Netto no Maikeru</i>	Michael from J-Net
Possession	<i>watashi no baggu</i>	my bag
Time	<i>san-ji no baito</i>	work from 3 o'clock
Subgroup	<i>Amerika no Pootorando daigakuin no ichi-nensei</i>	Portland, US, First year graduate student
Status	<i>ryuugakusei no Hiru-san</i>	Mr/s. Hill, an exchange student

2-2-2 Loan Words

Japanese has borrowed words and phrases from other languages. The majority of Japanese loanwords these days come from English. When words are borrowed, they go through some changes. First, their pronunciation changes to fit the Japanese sound system. Make sure you learn how your name is pronounced in Japanese. Second, these words usually become nouns, regardless of what they were in their original language. Third, their meaning in Japanese may be different.

As explained in GN1-4-2, by attaching *-simasu*, many borrowed words that are verbs in the original language can be used as verbs in Japanese (*kopii-shimasu* 'copy'). If the original words/phrases are long, they get abbreviated and become very different words from the original (*sumaho* for smart phone). It's common to abbreviate two-word phrases by taking the first two syllables from each and combine them to make four syllable words (*pasokon* for personal computer).



2-2-3 Introductions and Exchange of Business Cards

It's customary in business situations to exchange business cards when meeting someone for the first time. Keep your cards ready. As you present your card (with both hands, palms up), bow and turn it so that the other person can read it. As you receive the other person's card, take a moment to read/acknowledge it. You can place their business cards in front of you during the meeting to refer to.

Self-introductions are very common in Japan, during which a person gets up in front of a group and explains who he/she is. These follow a formula, which starts with *hajimemashite*, followed by your name (even if it has already been mentioned) and other information, and closes with *douzo yoroshiku onegai shimasu*.

Remember to bow as you introduce yourself, and nod when others bow. It's better to be safe and bow more often than sorry by bowing too little. When in doubt, bow!

Drills and Exercises

- A. Cue: *Amerika desu ka.* Is it America? 
 Response: *Hai, Amerika no kaisha desu.* Yes, it's an American company.
 Cue: *Furansu desu ka.* Is it France?
 Response: *Hai, furansu no kaisha desu.* Yes, it's a French company.
- B. Cue: *Sensei wa Amerikajin desu ka.* Is the teacher Japanese? 
 Response: *Ie, Amerikajin ja nai desu.* No, she is not American. She is Japanese.
 Cue: *Sensei wa furansujin desu ka.* Is the teacher French?
 Response: *Ie, furansujin ja nai desu.* No, she is not French. She is Japanese.
- C. Say it in Japanese.

You are at a reception. You've been asked who that person is.

1. He is Mr. Oda from Google.
 2. He is a Vietnamese exchange student. He is a senior.
 3. He is a friend from work (company). I'll introduce you.
 4. He is a professor of Economics from an American college.
 5. Isn't he a friend of Ms. Honda's? I see him a lot.
- D. Act in Japanese.
1. You've been asked to introduce yourself to everyone in the new office. Perform!
 2. Introduce Ms. Young from Bank of Japan to everyone in your office.
 3. At a reception, approach a business associate, introduce yourself and exchange business cards.
 4. You've just met a new exchange student from Taiwan. Ask her what year of school she is in and what she majors in.
 5. On a guest list, you see the name of a Mr. Lee. Ask a co-worker a) if he is Mr. Lee from Asia Bank, b) what nationality he has, and c) if he is Korean.

Dialogue 3

At an orientation for new employees

- Staff: *Anou, o-namae wa?* Umm...(What is) your name?
 あのう、お名前なまえは？
- Michael: *Maikeru Sumisu desu.* I'm Michael Smith.
 マイケル・スミスです。
- Staff: *Nihongo o-jouzu desu nee.* Your Japanese is good!

にほんご じょうず
日本語、お上手ですねえ。

Michake: *Ie ie, mada mada desu.*

いえいえ、まだまだです。

No, no. Still a long way to go.

Michael sees handouts on the table.

Michale: *Sore, nan desu ka.*

それ、何ですか。

What is that?

Staff: *Kore desu ka. Kyou no sukejuuru desu.*

これですか。今日のスケジュールです。

This? It's today's schedule.

.....

Michael: *Ano kata, donata desu ka.*

あの人、どなたですか。

Who is that person?

Staff: *Ano onna no hito desu ka.*

あの女の方ですか。

Do you mean that woman?

Tookyoo-daigaku no Satou-sensei desu.

とうきょうだいがく さとうせんせい
東京大学の佐藤先生です。

She is Prof. Sato from U. of Tokyo.

Vocabulary ↪

<i>namae</i>	なまえ	名前	name
<i>onamae</i>	おなまえ	お名前	name (polite)
<i>nihongo</i>	にほんご	日本語	Japanese (language)
<i>jouzu</i>	じょうず	上手	good (at something), skillful
<i>ojouzu</i>	おじょうず	お上手	good (polite)
<i>mada mada</i>	まだまだ		not there yet, still long way to go
<i>nan</i>	なん	何	what
<i>sukejuuru</i>	すけじゅうる	スケジュール	schedule
<i>ano X</i>	あの X		that X (2-3-2)
<i>hito</i>	ひと	人	person
<i>donata</i>	どなた		who (polite)
<i>onna</i>	おんな	女	female
<i>kata</i>	かた	方	person (polite)
<i>toukyou-daigaku</i>	とうきょうだいがく	東京大学	University of Tokyo
<i>Satou</i>	さとう	佐藤	Sato (family name)
+ <i>otoko</i>	おとこ	男	male
+ <i>heta</i>	へた	下手	bad, poor (at something)
+ <i>keitai</i>	けいたい	ケータイ	cellphone
+ <i>sumaho</i>	すまほ	スマホ	smartphone

+pasokon	ぱそこん	パソコン	computer, laptop
+baggu	ばっぐ	バッグ	bag
+kaban	かばん	鞆	brief case, bag (made of leather)
+kasa	かさ	傘	umbrella

Languages (Add -go to the country name. A few exceptions)			
<i>nihongo</i>	にほんご	日本語	Japanese
<i>eigo</i>	えいご	英語	English
<i>chuugokugo</i>	ちゅうごくご	中国語	Chinese
<i>kankokugo</i>	かんこくご	韓国語	Korean
<i>furansugo</i>	ふらんすご	フランス語	French
<i>supeingo</i>	すぺいんご	スペイン語	Spanish
<i>rosiago</i>	ろしあご	ロシア語	Russian
<i>itariago</i>	いたりあご	イタリア語	Italian
<i>doitsugo</i>	どいつご	ドイツ語	German
<i>betonamugo</i>	べとなむご	ベトナム語	Vietnamese
<i>arabiago</i>	あらびあご	アラビア語	Arabic
<i>nanigo</i>	なにご	何語	what language

Grammar Notes

2-3-1 Echo Questions

As we have seen, it's common for things that are clear from the context to be left unsaid in Japanese conversation. However, the context may not always be clear to everyone involved. In such cases, people use echo questions (echoing back all or part of what has just been said) for clarification. In the dialogue above, the staff member uses the echo question 'Do you mean this?' to check if Michael is referring to the handouts near her.

Michael: *Sore, nan desu ka.*

What is that?

Staff: *Kore desu ka. Kyou no sukejuuru desu.*

This? It's today's schedule.

While echo questions are not unique to Japanese, they occur a lot more frequently in Japanese conversations. This is because echo questions are not only used for clarification, but also to slow down the pace of conversation or soften the tone. Recall that hesitation noises are used to take time and avoid direct responses. Echo questions are often used for similar purposes. So, even when there is no need for clarification, Japanese speakers may ask echo questions. In such cases, an answer to the echo question is not necessarily expected.

The most common echo questions are those that repeat the topic nouns, which may have been left unsaid or which are typically marked by the particle *wa* in the other person's speech.

Wakarimasu ka? Do [you] understand?
-Watashi desu ka. Iya, amari... Do you mean me? Not really.

Kore wa sumaho desu ka. Is this a smartphone?
-Kore desu ka. Hai. Do you mean this? Yes.

Note here that ‘Sumaho desu ka.’ is impossible as an echo question. Watch out!

*-*Sumaho desu ka? Hai.* Do you mean a smartphone? Yes.

2-3-2 *Ano X Ko-so-a-do series #2*

In Lesson 1, the first set of *ko-so-a-do* series (*kore, sore, are, dore*) was introduced. The second set of the series is *kono, sono, ano, and dono*. Both sets are based on the same *ko-so-a-do* distinction (near the speaker, close to the addressee, or away from both).

The difference between the two sets is that the first is a set of nouns and the second is a set of incomplete elements that require a following noun and cannot be used alone. So, while *kore* is an independent noun meaning ‘this’, *kono* is linked to a noun, meaning ‘this X’. Note that when translated into English, both *kore* and *kono* are translated as ‘this’.

<i>kore</i>	this
<i>kono kaisha</i>	this company
<i>kono nihon no kaisyu</i>	this Japanese company

Drills and Exercises

- A. Cue: *Furansugo, wakarimasu ka.* Do you understand French? 🎧
 Response: *Furansugo desu ka. Ie, wakarimasen.* French? No, I don’t.
 Cue: *Chuugokugo, wakarimasu ka.* Do you understand Chinese?
 Response: *Chuugokugo desu ka. Ie, wakarimasen.* Chinese? No I don’t.
- B. Cue: *Kore, dare no keitai desuka?* Whose cellphone is this? 🎧
 Response: *Kono keitai desu ka. Wakarimasen nee.* This cellphone? I don’t know
 Cue: *Are, doko no kaisha desu ka.* Where is that company from?
 Response: *Ano kaisyu desu ka. Wakarimasen nee.* That company? I don’t know.
- C. Say it in Japanese.


Ms. Honda has asked you what is in the bag.

1. Which bag is it?
2. Do you mean this bag? It’s my smartphone.

3. Do you mean that bag over there? Isn't it Mr. Oda's laptop?
4. This is my friend's umbrella.
5. I don't know. It's not my bag.

D. Act in Japanese.

1. You are at a reception. Approach another guest and ask his name.
2. You caught a sight of Prof. Sato at the reception. Ask a staff member if that woman is in fact Prof. Sato.
3. Ms. Honda is carrying a big bag. Ask what's in it.
4. You've just heard a name of someone. Check if that is a name for a man?
5. Someone has mistaken your bag for hers. Point out her mistake and get your bag back.
6. At the party you've been complimented on your Japanese skills. Be humble and respond.

Dialogue 4 

Michael checks the schedule.

Michael: *Doyou to nichiyou wa yasumi desu ne.* We're off on Sat. and Sun., right?
どよう にちよう やす
 土曜と日曜は休みですね?

Honda: *Mochiron desu.* Of course.
 もちろんです。

Michael: *Ajia ginkou no apo wa getsuyoubi deshita ne.*
 The appointment with Bank of Asia was on Mon. right?
ぎんこう げつようび
 アジア銀行のアポは、月曜日でしたね。

Honda: *E? Kayoubi ja nakatta desu ka.* Huh? Wasn't it on Tues?
かようび
 え? 火曜日じゃなかったですか。

Michael: *Aa, sou deshita ne! Sumimasen.* Oh, that's right! Sorry.
 ああ、そうでしたね。すみません。

Vocabulary 

<i>doyou(bi)</i>	どよう (び)	土曜日	Saturday
<i>to</i>	と		and
<i>nichiyou(bi)</i>	にちよう (び)	日曜日	Sunday
<i>mochiron</i>	もちろん		of course
<i>apo</i>	あぽ	アポ	appointment
<i>getsuyoubi</i>	げつようび	月曜日	Monday

<i>deshita</i>	でした		was (the Past form of <i>desu</i>)
<i>e</i>	え?		What? Oh? (Surprise/'Couldn't hear')
<i>kayoubi</i>	かようび	火曜日	Tuesday
<i>X ja nakatta desu ka</i>	X じゃなかったですか		Wasn't it X?
+ <i>itsu</i>	いつ		when
+ <i>jugyou</i>	じゅぎょう	授業	class
+ <i>shukudai</i>	しゅくだい	宿題	homework
+ <i>shiken</i>	しけん	試験	exam
+ <i>kaigi</i>	かいぎ	会議	meeting, conference
+ <i>orienteishon</i>	おりえんていしょん	オリエンテーション	orientation
+ <i>purezen</i>	ぷれぜん	プレゼン	presentation
+ <i>hon</i>	ほん	本	book
+ <i>kyoukasho</i>	きょうかしょ	教科書	textbook
+ <i>manga</i>	まんが		manga, comic, anime
+ <i>anime</i>	あにめ	アニメ	anime
+ <i>nooto</i>	のとお	ノート	notebook
+ <i>kami</i>	かみ	紙	paper
+ <i>enpitsu</i>	えんぴつ	鉛筆	pencil
+ <i>pen</i>	ぺん	ペン	pen

Days of the Week *Youbi*

<i>nichi-youbi</i>	にちようび	日曜日	Sunday
<i>getsu-youbi</i>	げつようび	月曜日	Monday
<i>ka-youbi</i>	かようび	火曜日	Tuesday
<i>sui-youbi</i>	すいようび	水曜日	Wednesday
<i>moku-youbi</i>	もくようび	木曜日	Thursday
<i>kin-youbi</i>	きんようび	金曜日	Friday
<i>do-youbi</i>	どようび	土曜日	Saturday
<i>nan-youbi</i>	なんようび	何曜日	what day of the week

Grammar Notes

2-4-1 Days of the Week

Youbi indicates days of the week. There are three variations for each day of the week.

getsu, getsu-you, getsu-youbi

The longer, the more formal. Abbreviations like the following are also very common.

Getsu-sui-kin Mon-Wed-Fri

Kaa-moku Tue-Thurs.

Do-nichi Sat-Sun

The question word *nan-youbi* ‘what day of the week’ cannot be used to ask ‘what day of the month’, which will be introduced later.

2-4-2 Noun to Noun

/X to Y/ means ‘X and Y’. Unlike English ‘and’, which can connect various elements including adjectives, verbs, or sentences, the particle *to* can only connect nouns or noun phrases.

<i>Nihon to America</i>	Japan and America
<i>Asia Ginkou no Oda-san to J-Netto no Sumisu-san</i>	Mr. Oda from Asia Bank and Mr. Smith from J-Net
<i>Kayoubi to mokuyoubi no jugyou</i>	Classes on Tuesday and Thursday
<i>Kono nihongo no kyokasho to ano hon</i>	this Japanese textbook and that book

Like other particles, *to* follows a noun, and when pronouncing, there is no pause between the noun and *to* (in English, you can pause before ‘and.’) There is no limit to the number of nouns connected, but it’s rare for an adult speaker to list more than three or four.

2-4-3 The Past Form of /X desu/ X deshita, X ja nakatta desu

The forms of /X desu/ including the Non-Past, Past, Affirmative and Negative are shown in the chart below. Make sure you do not use *deshita* in the Past Negative form.

	Affirmative	Negative
Non-past	<i>Nihongo desu.</i> It’s Japanese.	<i>Nihongo ja nai desu.</i> It’s not Japanese.
Past	<i>Nihongo deshita.</i> It was Japanese.	<i>Nihongo ja nakatta desu.</i> It wasn’t Japanese.

The Past forms are also used to express recollection of information, even when it is information about an event scheduled in the future.

<i>Kaigi wa ashita deshita ne.</i>	The meeting was tomorrow, right?
<i>-Iya, asatte ja nakatta desu ka?</i>	No, wasn’t it the day after tomorrow?

Drills and Exercises

- | | |
|---|---------------------------|
| A. Cue: <i>Kyou wa getsuyoubi desu ne.</i> | Today is Monday, right? 🎧 |
| Response: <i>E? Kayoubi ja nai desu ka?</i> | What? Isn’t it Tuesday? |
| Cue: <i>Kyou wa Mokuyoubi desu ne.</i> | Today is Thursday, right? |

Response: *E? Kinyoubi ja nai desu ka?*

What? Isn't it Friday?

B. Cue: *Kinou wa ame deshita ne.*

It rained yesterday, right? ☹️

Response: *Ee, ame ja nakatta desu ka.*

Yes, didn't it rain?

Cue: *Shike wa getsuyou deshita ne.*

The exam was Monday, right?

Response: *Ee, getsuyou ja nakatta desu ka.*

Yes, wasn't it on Mon.?

C. Say it in Japanese.

You are talking about last week's meeting. Ask the following:

1. When was it?
2. What day of the week was it?
3. What time was it?
4. Where was it?
5. Which country was it (held in)?
6. Which company was it (held at)?
7. Who was the teacher?
8. Of what nationality was the teacher?
9. In what language was it?
10. Which textbook was it (that was used)?

Emily is looking at the course catalog. Ask her:

1. What days of the week are the Japanese classes scheduled on?
2. What time are they scheduled at?
3. Who is the instructor?
4. Is homework due everyday?
5. What time is the Tuesday orientation for exchange students scheduled at?

You've been asked the above questions. Reply:

6. It's Monday, Wednesday and Friday.
7. Aren't they at nine and eleven thirty?
8. The instructors are Japanese and American. The Japanese teacher is Prof. Sato, but I do not know the name of the American teacher.
9. Of course, it's everyday, I tell you.
10. The Tuesday orientation is at 10:30, but the sophomores do not go.

D. Act in Japanese.

1. Find out from the teacher what day of the week the Japanese exam is scheduled and what time.
2. You've just been told that there is an exam today! Express your surprise.
3. You need to write down something. Ask for paper and a pen.

4. A coworker is wondering about yesterday's weather. You remember that it rained yesterday. Let him know.
5. You have an appointment with a business associate this week. Confirm with her that it is at ten o'clock on Thursday. Make sure you thank her in advance for the appointments.







Review

Grammar Review

- a. What does /X *desu*/ mean? How about /X *deshita*/? (2-1-1, 2-4-3)
- b. For noun sentences, what is the Non Past negative? How about the Past negative? (2-1-1, 2-4-3)
- c. How is a clock time expressed? How about the days of the week? (2-1-2, 2-4-1)
- d. How do you ask what time it is in Japanese? How about what day of the week today is? (2-1-1, 2-4-1)
- e. Give two examples of Japanese hesitation noises. What is the difference between them? How are they used? (2-1-3)
- f. Which is the main noun in the noun phrase / X *no* Y/, X or Y? (2-2-1)
- g. What is the relationship between the two nouns in /X *no* Y/? (2-2-1)
- h. What three changes may happen when a foreign word is borrowed into Japanese? (2-2-2)
- i. What is the ritual expression used at the beginning of a self-introduction? How is it closed? (2-2-3) When do you bow?
- j. What is the difference between *sore* and *sono*? (2-3-2)
- k. What is an echo question? How do you use it? (2-3-1)
- l. How is 'E?' used? (2-4 vocabulary)
- m. What is the difference in meaning between the following (2-4-3):
 - a) *Nihonjin ja nakatta desu.*
 - b) *Nihonjin ja nakatta desu ka.*
- n. What does the particle *to* 'and' combine? (2-4-2)

Practical Applications

A. You work in a HR office of a company. Answer the questions on the basis of the student ID of prospective part-time employees below.

<div style="display: flex; justify-content: space-between; align-items: center;">  Lincoln University </div> <div style="display: flex; justify-content: space-between; align-items: center; margin-top: 10px;"> <div style="text-align: left;"> <p>Chris Johnson Junior Major: Japanese</p> <p>0000000000</p>  </div> <div style="width: 100px; height: 100px; background-color: #ccc; border: 1px solid #000; display: flex; align-items: center; justify-content: center;">  </div> </div>	<div style="display: flex; justify-content: space-between; align-items: center;">  University of Hawaii </div> <div style="display: flex; justify-content: space-between; align-items: center; margin-top: 10px;"> <div style="text-align: left;"> <p>An Wang Sophomore Major: Business</p> <p>ID#: 0000000000</p>  </div> <div style="width: 100px; height: 100px; border: 1px solid #000; display: flex; align-items: center; justify-content: center;">  </div> </div>
--	--

1. You've been asked who are the students.
2. Your supervisor asks you to call the person whose name is on one of the cards. Ask if she means Chris Johnson.
3. Your supervisor says that Ms. Wang went to Lincoln University. Correct him politely
4. You've been asked if both Johnson and Wang are juniors.
5. You've been asked who is studying Business.
6. Your supervisor asks you to set up appointments with them tomorrow. Find out what time tomorrow he has in mind.
7. You set up two separate appointments. Inform the supervisor that for Mr. Johnson it's 9:30 and for Ms. Wang it's 11:30.

B. You see your supervisor holding a flyer. It's March 18th today.

International Conference of Teachers of Japanese

Kyoto Hotel
Saturday & Sunday, March 19 & 20

◆Keynote speaker: Prof. Jennifer Jones
(New York University)



◆Presentations in Japanese and English
◆Reception: 7:00 Saturday

1. You hear your supervisor talking to student interns about the flyer. Ask if it's (for) a class.
2. Ask your supervisor what the conference is about.
3. Ask your supervisor if it will be (conducted) in Chinese.
4. Ask your supervisor what language it is.
5. Ask your supervisor where in Japan it will be held.
6. Ask your supervisor when it is.
7. Ask your supervisor if it is today.
8. Ask your supervisor what days of the week the dates are.
9. You hear your supervisor talking to co-workers about the keynote speaker. Ask if it's Prof. Honda.
10. You hear your supervisor talking to co-workers about the keynote speaker. Ask who it is.
11. You hear your supervisor talking to co-workers about the keynote speaker. Ask if the keynote speaker is from a Japanese university.
12. Ask your co-worker if he is going.
13. You've been asked above questions by a co-worker. Answer his questions on the basis of the flyer.

14. The event is over. Now ask and answer with a co-worker the questions above in the Past form.

Drill Tape Scripts

Dialogue 1

A. Cue: 今、九時ですか。

Response: いや、十時ですよ。

Cue: 今、三時ですか。

Response: いや、四時ですよ。

1. 今、七時ですか。

4. 今、十時ですか。

2. 今、四時ですか。

5. 今、一時半ですか。

3. 今、八時ですか。

6. 今、六時半です。

B. Cue: 今日は、バイトですか。

Response: いえ、バイトじゃないです。

Cue: 今日は、雨ですか。

Response: いえ、雨じゃないです。

1. 会社ですか。

4. 練習ですか。

2. 買い物ですか。

5. 散歩ですか。

3. 雪ですか。

6. 休みですか。

Dialogue 2

A. Cue: アメリカですか。

Response: はい、アメリカの会社です。

Cue: フランスですか。

Response: はい、フランスの会社です。

1. イギリスですか。

4. 韓国ですか。

2. ロシアですか。

5. 中国ですか。

3. ドイツですか。

B. Cue: 先生は、アメリカ人ですか。 Response: いえ、アメリカ人じゃないです。日本人です。

Cue: 先生は、フランス人ですか。 Response: いえ、フランス人じゃないです。日本人です。

1. 中国人ですか。

4. インド人ですか。

2. イタリア人ですか。

5. ロシア人ですか。

3. 台湾人ですか。

Dialogue 3

A. Cue: フランス語、わかりますか。 Response: フランス語ですか。いえ、わかりません。

Cue: 中国語、わかりますか。 Response: 中国語ですか。いえ、わかりません。

1. ロシア語、わかりますか。

4. フランス語、わかりますか。

2. アラビア語、わかりますか。

5. 韓国語、わかりますか。

3. スペイン語、わかりますか。

B. Cue: これ、だれのケータイですか。 Response: このケータイですか。わかりませんねえ。

Cue: あれ、どこの会社ですか。 Response: あの会社ですか。わかりませんねえ。

1. これ、何の本ですか。

4. これ、何時のバイトですか。

2. あれ、どこのパソコンですか。

5. それ、どなたの鞆ですか。

3. あれ、だれの傘ですか。

Dialogue 4

A. Cue: 今日は、月曜日ですね。

Response: え？火曜日じゃないですか。

Cue: 今日は、木曜日ですね。

Response: え？金曜日じゃないですか。

1. 今日は、水曜日ですね。

4. 今日は、火曜日ですね。

2. 今日は、日曜日ですね。

5. 今日は、土曜日ですね。

3. 今日は、金曜日ですね。

B. Cue: きのうは雨でしたね。

Response: ええ、雨じゃなかったですか。

Cue: 試験は月曜でしたね。

Response: ええ、月曜じゃなかったですか。

1. 会議は、イギリスでしたね。
2. アポは、水曜日でしたね。
3. おとといは、会社でしたね。
4. あの留学生は、韓国人でしたね。
5. あれは、日本語の教科書でしたね。