

# WHO VOTES FOR MAYOR?

## Detroit



**Voter turnout is shockingly low in elections for mayor and other local officials across the United States. For the most recent round of mayoral elections in America's 30 largest cities, turnout of eligible citizens in 15 of them was less than 20%.**

Though turnout in Detroit's November 5, 2013 mayoral election was higher than in many cities, only one-fourth of the city's eligible citizens cast a ballot. Detroit neighborhoods where voter turnout exceeded the city average had a higher share of residents 65 years and older; a higher share of racial/ethnic minorities; and a higher percentage of owner-occupied homes.

### VOTER TURNOUT RANKING

# 11<sup>th</sup>

Detroit ranked 11th for voter turnout among the 30 largest cities, with 25.1% of eligible citizens casting a ballot.

### VOTING DESERT RANKING

# 12<sup>th</sup>

In Detroit, 6.4% of residents lived in "voting deserts," areas where turnout was half (or less) than the citywide average. Eleven cities had a lower rate of voting deserts than Detroit.

### AGE GAP RANKING

# 7<sup>th</sup>

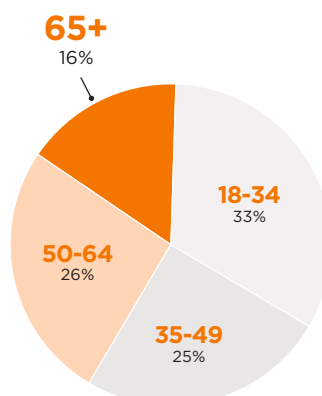
The median age of those who voted in Detroit was 57 while the median age of Detroit's adult population was 45. This "age gap" of 12 years ranks Detroit 7th. The top city has the lowest age gap.

### OLDER VOTERS HAVE MORE ELECTORAL CLOUT

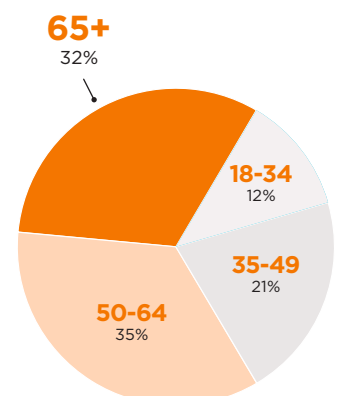
# 10x

A Detroit resident over the age of 65 is 10 times more likely to cast a ballot than a younger resident between the ages of 18 and 34, giving older voters much more "electoral clout."

### PERCENTAGE OF VOTING AGE RESIDENTS BY AGE



### PERCENTAGE OF VOTERS IN LAST ELECTION BY AGE

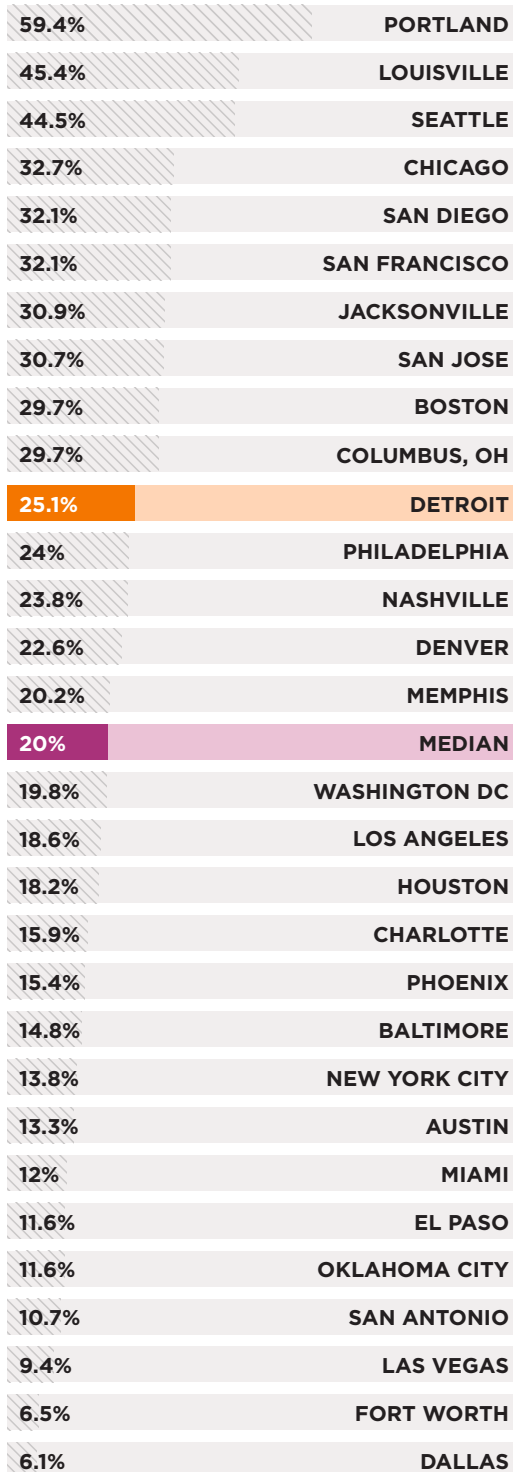


All data refer to each city's "determinative" mayoral election, which in most cases was either its only contest, or the second round or "run-off" election. However, in several cities (e.g. Baltimore, Philadelphia, New York City) the dominant party primary election was considered determinative.




# Who's voting in local elections in Detroit?

## TURNOUT OF ELIGIBLE VOTERS IN MOST RECENT MAYORAL ELECTION: 30 LARGEST CITIES



## Only 25.1% of eligible citizens voted in the last election



## MEDIAN AGE OF VOTERS IN LAST ELECTION VS. ADULT POPULATION: DETROIT

Voters

57 yrs.

Adult Population

45 yrs.

## MEDIAN AGE OF VOTERS IN LAST ELECTION VS. ADULT POPULATION: 30 LARGEST U.S. CITIES

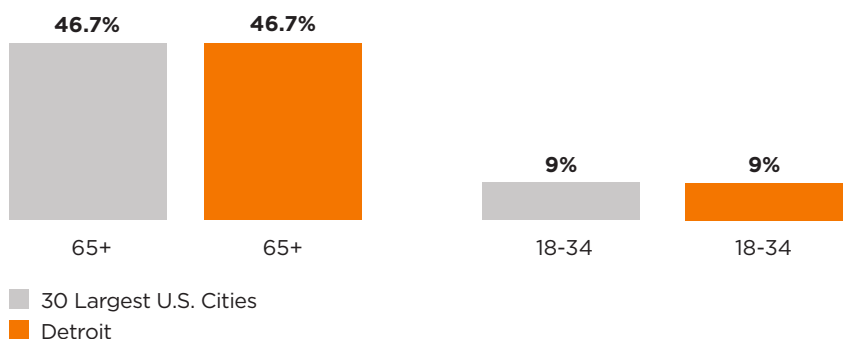
Voters

57 yrs.

Adult Population

42 yrs.

## TURNOUT OF REGISTERED VOTERS BY AGE GROUP



NOTE: Caution should be used in making city-to-city comparisons of registered voter turnout since cities vary widely in how frequently they update voter registration rolls.

**Explore the data:** Visit [whovotesformayor.org](http://whovotesformayor.org) for an in-depth look at who's voting in local elections in Detroit and other cities around the country, including maps comparing voter turnout with factors like age, race, and education.